
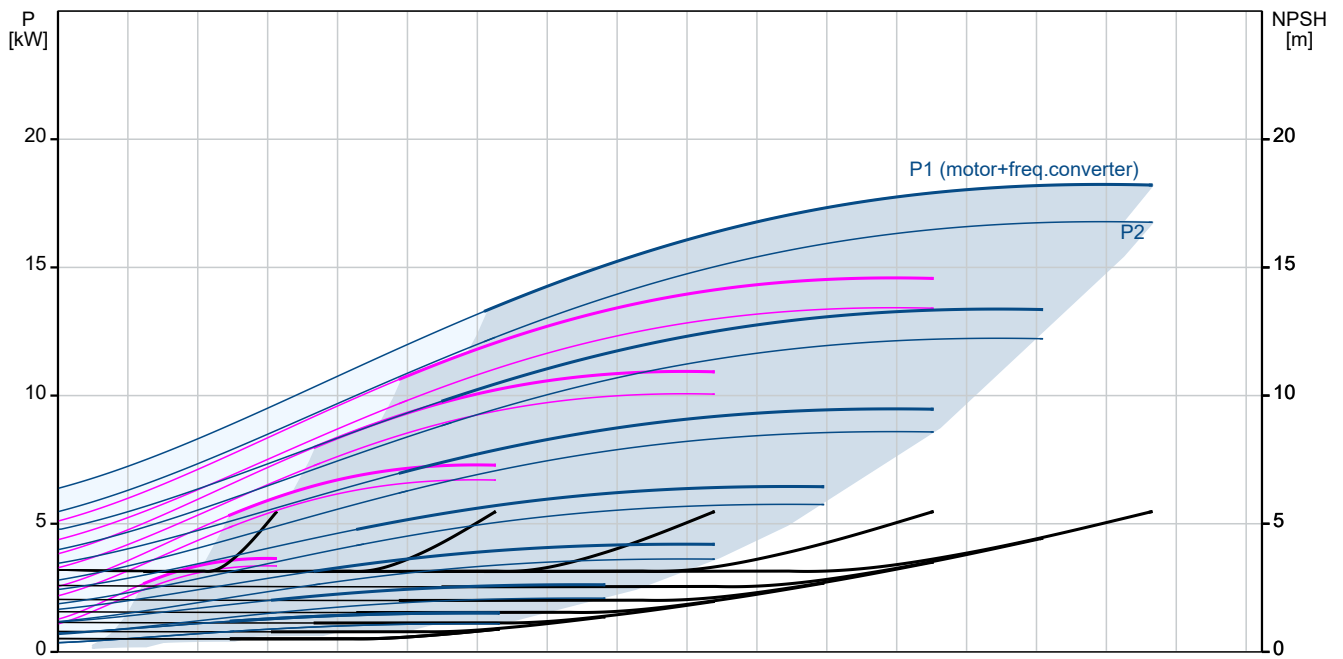
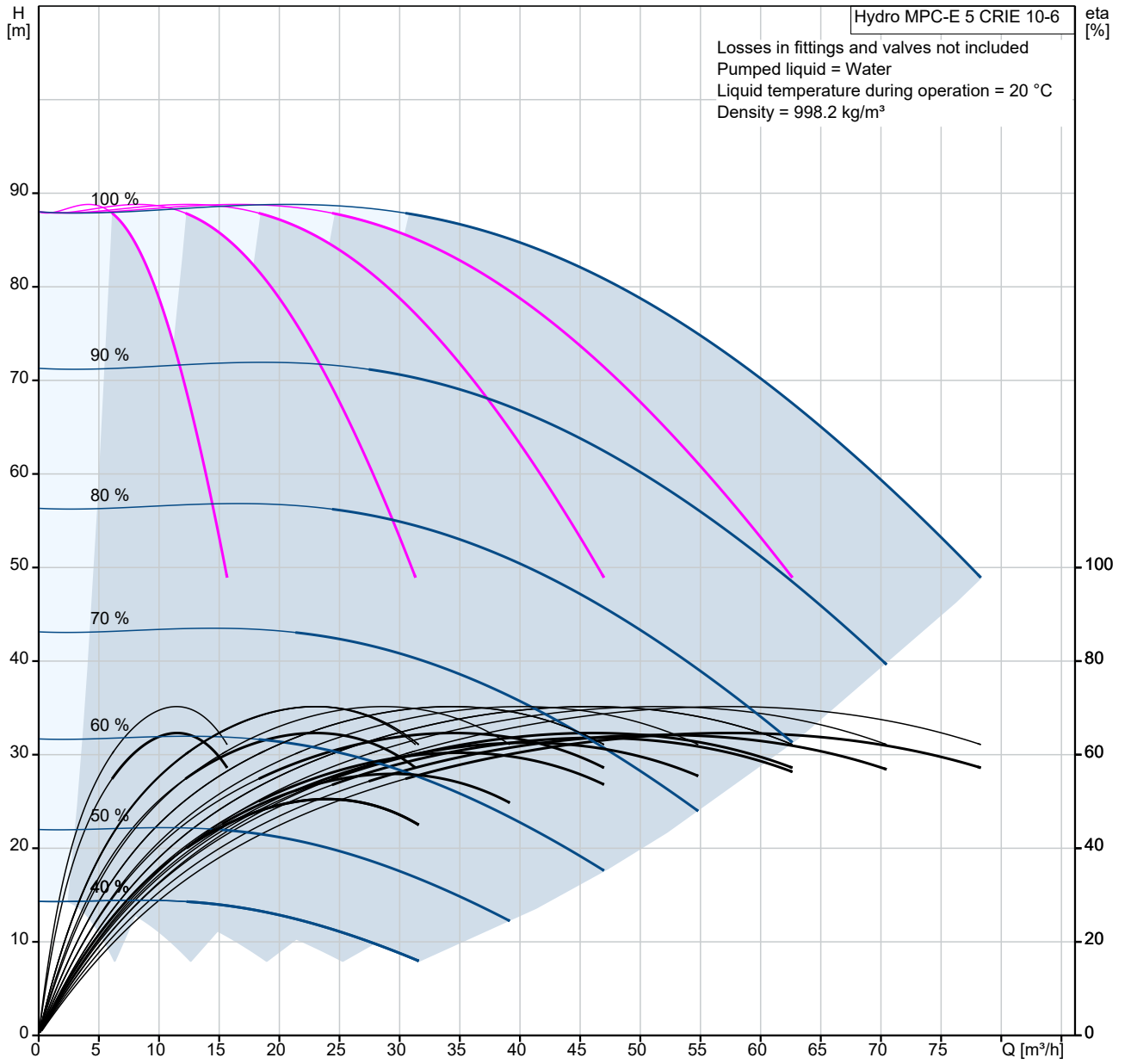


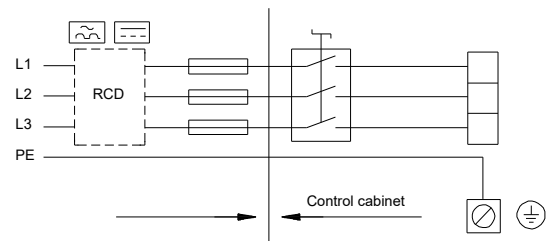
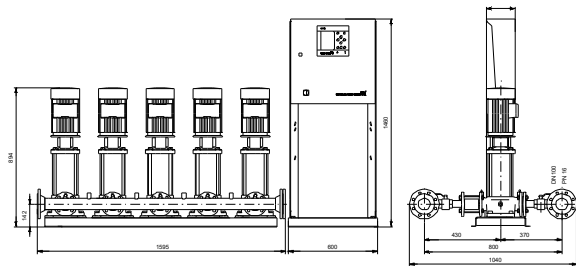
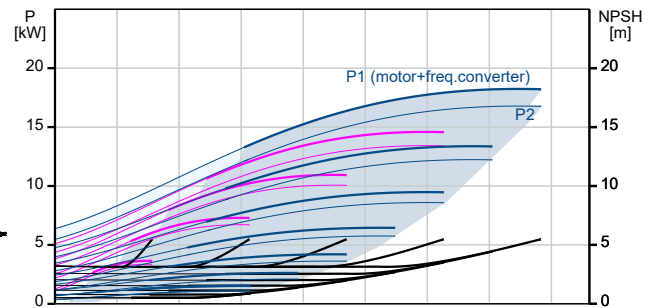
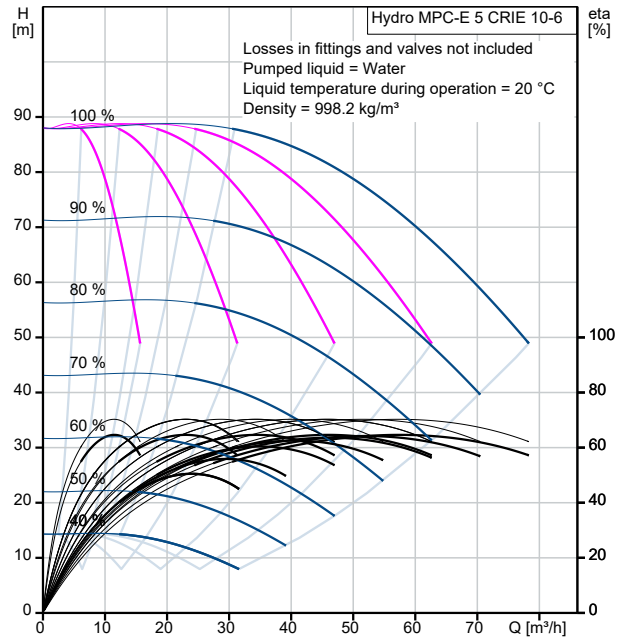
Qty.	Description
1	<p data-bbox="201 159 497 188"><b>Hydro MPC-E 5 CRIE 10-6</b></p>  <p data-bbox="592 506 1062 528" style="text-align: center;"><b>Note! Product picture may differ from actual product</b></p> <p data-bbox="201 537 464 562">Product No.: <a href="#">99208298</a></p> <p data-bbox="201 598 1193 622">Pressure booster system supplied as compact assembly according to DIN standard 1988/T5.</p> <p data-bbox="201 656 542 680">All pumps are speed-controlled.</p> <p data-bbox="201 716 1441 790">From 0.37 to 11 kW, the booster system is equipped with CR, CRE, CRI, CRIE pumps with electronically commutated permanent-magnet motors with extremely high efficiency. The total efficiency of the motor including the frequency converter applies to IE5 level in IEC60034-31.</p> <p data-bbox="201 831 1414 904">From 15 to 22 kW, the booster system is equipped with CR, CRE, CRI, CRIE pumps with motors with integrated frequency control. The total efficiency of the motor including the frequency converter is better than the IE3 level in IEC60034-31, even though this standard only applies to the motor.</p> <ul data-bbox="240 947 1434 1059" style="list-style-type: none"> <li>* Hydro MPC-E maintains a constant pressure through continuous adjustment of the speed of the pumps.</li> <li>* The system performance is adapted to the demand through cutting in/out the required number of pumps and through parallel control of the pumps in operation.</li> <li>* Pump changeover is automatic and depends on load, time and fault.</li> </ul> <p data-bbox="201 1095 582 1120">The system consists of these parts:</p> <ul data-bbox="201 1124 1423 1234" style="list-style-type: none"> <li>:vertical, multistage, centrifugal pumps, type CRIE 10-6</li> <li>Pump parts in contact with the pumped liquid are made of stainless steel EN DIN 1.4301</li> <li>Pump bases and heads are of either cast iron/stainless steel (CRI) or cast iron EN-GJS-500-7 (CR), depending on pump type; other vital parts are made of stainless steel EN DIN 1.4301</li> </ul> <p data-bbox="201 1240 1190 1265">The pumps are equipped with a service-friendly cartridge shaft seal, HQQE (SiC/SiC/EPDM)</p> <ul data-bbox="240 1270 1409 1527" style="list-style-type: none"> <li>* Two stainless steel manifolds to EN DIN 1.4571</li> <li>* Stainless steel base frame to EN DIN 1.4301 up to CR 90; above CR 90 the pumps are placed on a galvanized I-Beam frame</li> <li>* One non-return valve (POM) and two isolating valves for each pump</li> <li>* Non-return valves are certified according to DVGW, isolating valves according to DIN and DVGW</li> <li>* Adapter with isolating valve for connection of diaphragm tank</li> <li>* Pressure gauge and pressure transmitter (analog output 4-20 mA)</li> <li>* Control MPC in a steel cabinet, IP54, including main switch, all required fuses, motor protection, switching equipment and microprocessor-controlled CU 352.</li> </ul> <p data-bbox="201 1565 1185 1590">Dry-running protection and diaphragm tank are available according to the list of accessories.</p> <p data-bbox="201 1626 987 1650">Pump operation is controlled by Control MPC with the following functions:</p> <ul data-bbox="201 1655 1458 2094" style="list-style-type: none"> <li>* Intelligent multipump controller, CU 352.</li> <li>Constant-pressure control through continuously variable adjustment of the speed of each individual pump.</li> <li>PID controller with adjustable PI parameters (Kp + Ti).</li> <li>Constant pressure at setpoint, independent of inlet pressure.</li> <li>Soft pressure build-up (To prevent water hammer during startup).</li> <li>On/off operation at low flow.</li> <li>Automatic cascade control of pumps for optimum efficiency.</li> <li>Selection of min. time between start/stop, automatic pump changeover and pump priority.</li> <li>Automatic pump test function to prevent idle pumps from seizing up.</li> <li>Possibility of standby pump allocation.</li> <li>Possibility of backup sensor (redundant primary sensor).</li> <li>Secondary sensor (Possible to switch to another sensor/setpoint).</li> <li>Multi-sensor (up to 6 sensors to influence the setpoint).</li> </ul>

Qty.	Description																
1	<p>Manual operation.  Possibility of external setpoint influence.  Log function.  Setpoint ramp.  Possibility of digital remote-control functions:  System on/off.  Max., min. or user-defined duty.  Up to 6 alternative setpoints.  Digital inputs and outputs can be configured individually.  Pump and system monitoring functions:  Minimum and maximum limits of current value.  Inlet pressure.  Non-return valve monitoring.  Motor protection.  Sensors and cables monitored for malfunction.  Alarm log with the previous 24 warnings/alarms.  Display and indication functions:  Colour screen display.  Green indicator light for operating indications and red indicator light for fault indications  Potential-free changeover contacts for operation and fault.  Grundfos bus communication.</p> <p>It is possible to add CIM communication modules for communicating with Scada/BMS.</p> <p>Pumps, piping, cabling complete as well as Control MPC are mounted on the base frame.  The booster system has been preset and tested.</p> <p>There are options to upgrade the pressure boosting system.</p> <table data-bbox="193 1075 877 1321"> <tr> <td>Flow media:</td> <td>Water</td> </tr> <tr> <td>Allowed liquid temp.:</td> <td>5 °C .. 60 °C</td> </tr> <tr> <td>System pressure max.:</td> <td>16 bar</td> </tr> <tr> <td>Flow (Plant):</td> <td>78.5 m³/h</td> </tr> <tr> <td>Flow without one stand-by pump acc. DIN 1988/T5:</td> <td>72 m³/h</td> </tr> <tr> <td>Nom. current of plant:</td> <td>38.5 A</td> </tr> <tr> <td>Nominal power:</td> <td>4 kW</td> </tr> <tr> <td>Net weight:</td> <td>431 kg</td> </tr> </table>	Flow media:	Water	Allowed liquid temp.:	5 °C .. 60 °C	System pressure max.:	16 bar	Flow (Plant):	78.5 m³/h	Flow without one stand-by pump acc. DIN 1988/T5:	72 m³/h	Nom. current of plant:	38.5 A	Nominal power:	4 kW	Net weight:	431 kg
Flow media:	Water																
Allowed liquid temp.:	5 °C .. 60 °C																
System pressure max.:	16 bar																
Flow (Plant):	78.5 m³/h																
Flow without one stand-by pump acc. DIN 1988/T5:	72 m³/h																
Nom. current of plant:	38.5 A																
Nominal power:	4 kW																
Net weight:	431 kg																

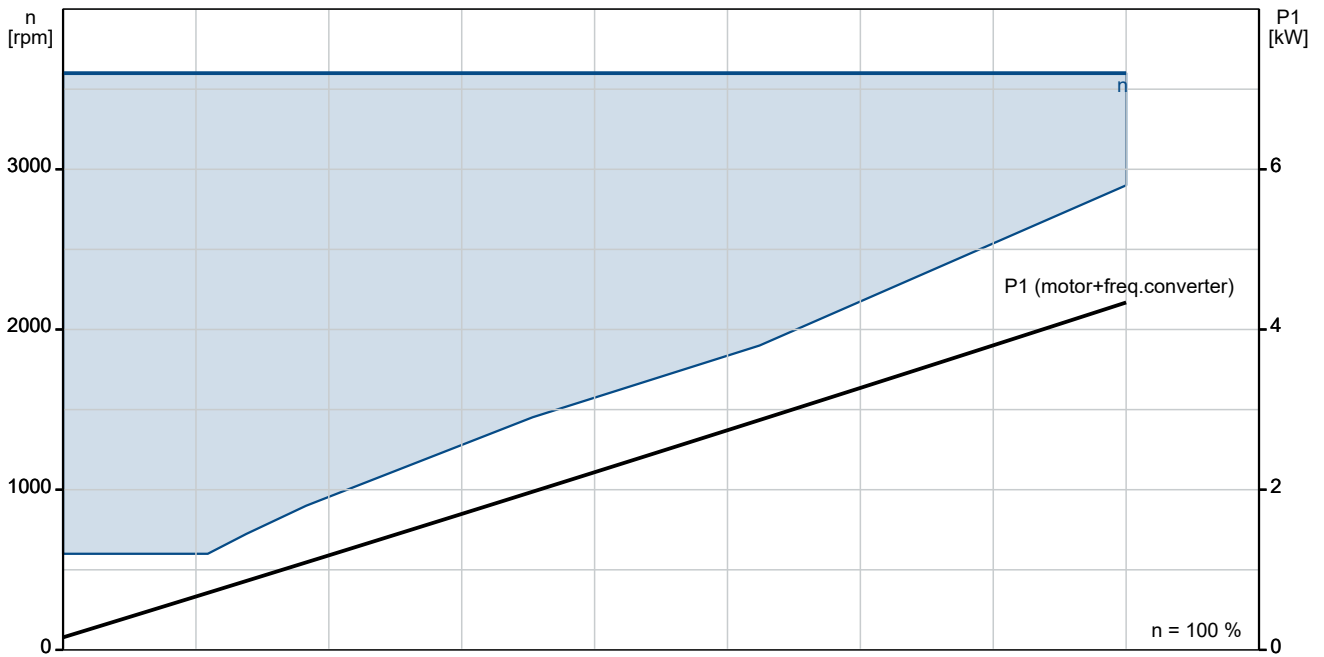
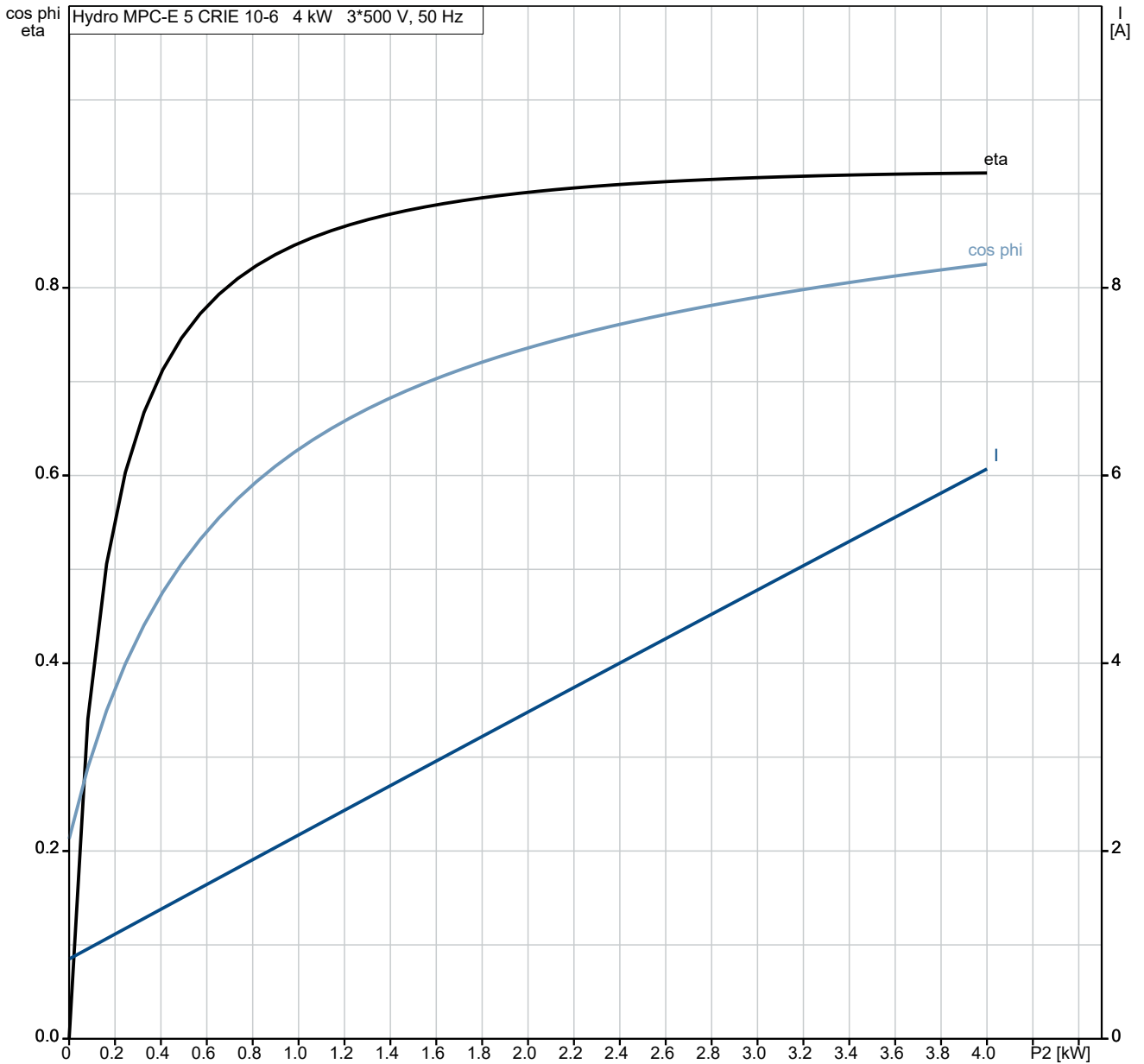
# 99208298 Hydro MPC-E 5 CRIE 10-6



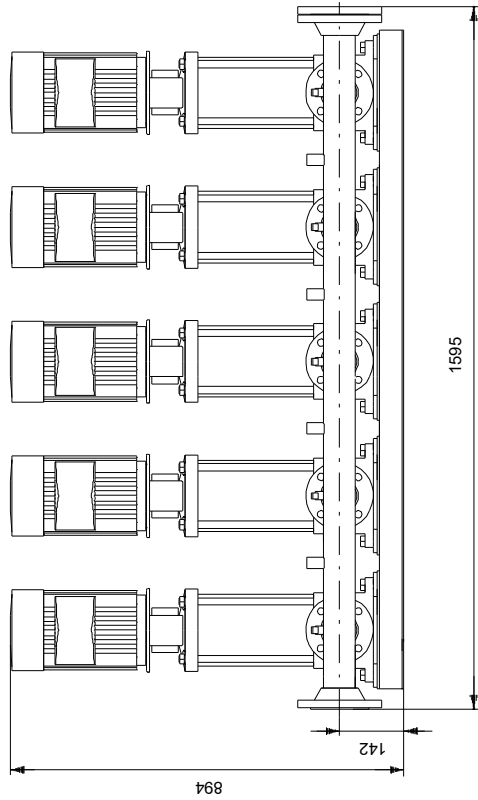
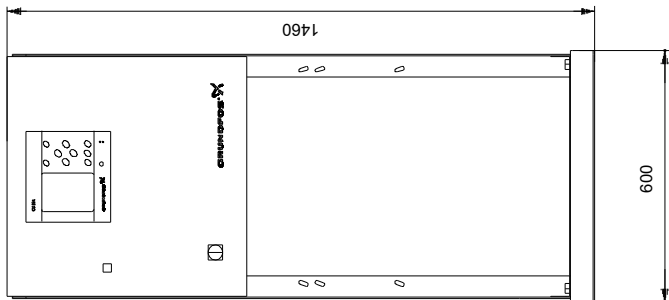
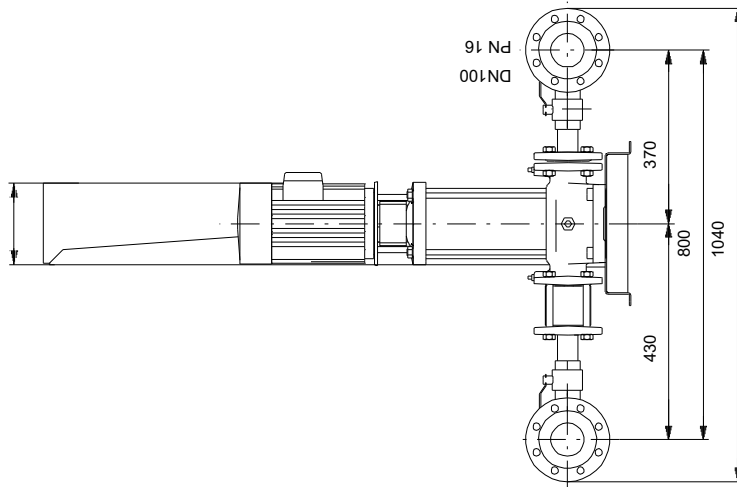
Description	Value
<b>General information:</b>	
Product name:	Hydro MPC-E 5 CRIE 10-6
Product No:	99208298
EAN number:	5712608714115
<b>Technical:</b>	
Rated flow:	60.5 m <sup>3</sup> /h
Max flow:	78.5 m <sup>3</sup> /h
Max flow system:	72 m <sup>3</sup> /h
Rated head:	71.1 m
Head max:	88.8 m
Main pump name:	CRIE 10-6
Main pump No:	99071463
Number of pumps:	5
Non-ret. valve:	at discharge side
<b>Materials:</b>	
Manifolds:	EN/DIN 1.4571/ AISI 316 Ti
<b>Installation:</b>	
Range of ambient temperature:	5 .. 40 °C
Maximum operating pressure:	16 bar
Manifold inlet:	DN100
Manifold outlet:	DN100
Pressure rating:	PN 16
Earth connection:	N, PE
System design:	D
<b>Liquid:</b>	
Pumped liquid:	Water
Liquid temperature range:	5 .. 60 °C
Selected liquid temperature:	20 °C
Density:	998.2 kg/m <sup>3</sup>
<b>Electrical data:</b>	
Power (P2) main pump:	4 kW
Mains frequency:	50 / 60 Hz
Rated voltage:	3 x 380-415 V
Rated current of system:	38.5 A
Start. method:	electronically
Enclosure class (IEC 34-5):	IP54
Radio interference supression:	EMC DIRECTIVE(2014/30/EU)
Number of phases of main pump:	3
<b>Controls:</b>	
Control type:	E
Dry running protection, mechanical:	PRESSURE SENSOR 0-4 BAR
<b>Tank:</b>	
Volume of pressure tank:	12 l
Diaphragm tank:	Yes
<b>Others:</b>	
Basis plant:	Y
Net weight:	431 kg
Gross weight:	486 kg
Sales region:	Great Britain
Config. file no:	98272392
Config.file Control MPC:	98271949
Config.file Hydro MPC:	98272020
Country of origin:	GB
Custom tariff no.:	84137075



# 99208298 Hydro MPC-E 5 CRIE 10-6

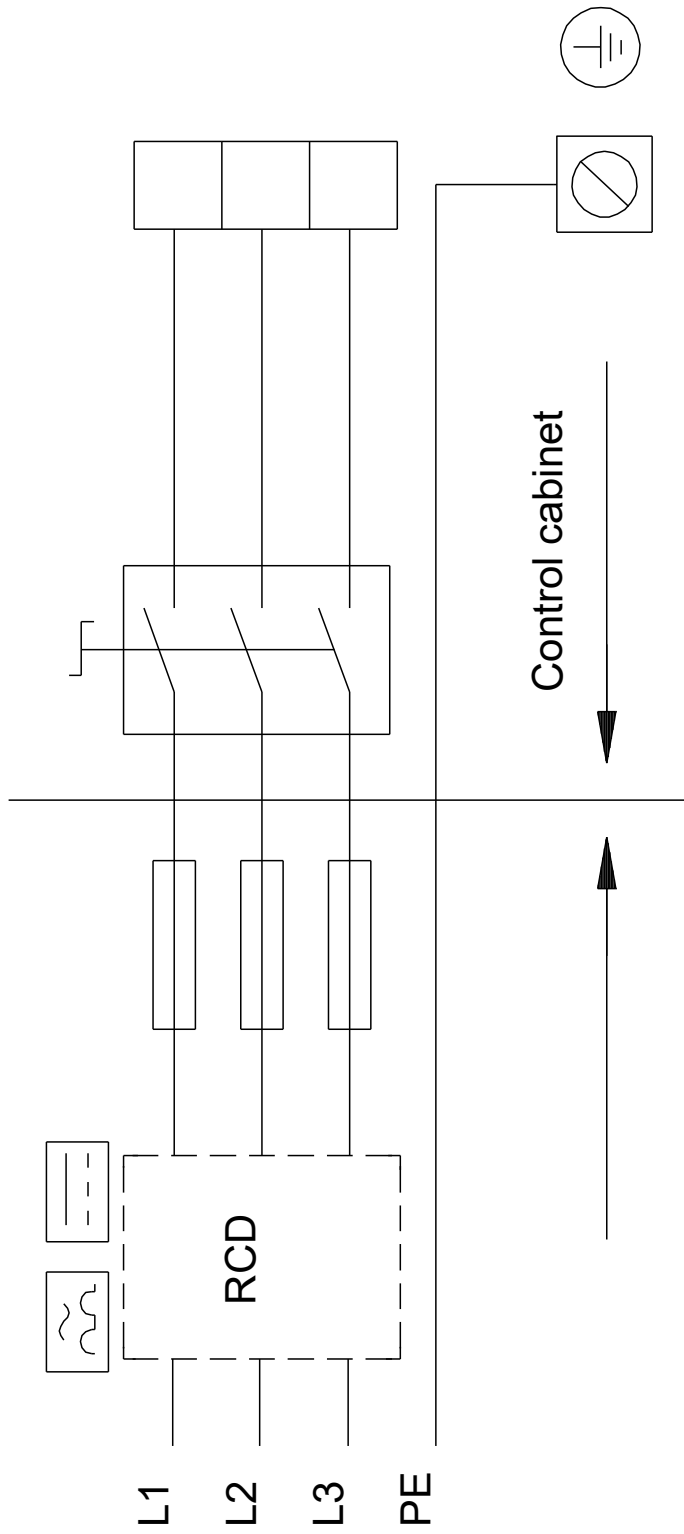


# 99208298 Hydro MPC-E 5 CRIE 10-6



Note! All units are in [mm] unless others are stated.  
Disclaimer: This simplified dimensional drawing does not show all details.

# 99208298 Hydro MPC-E 5 CRIE 10-6



Note! All units are in [mm] unless others are stated.

**Order Data:**

Position	Your pos.	Product name	Amount	Product No	Total
		Hydro MPC-E 5 CRIE 10-6	1	99208298	Price on request