
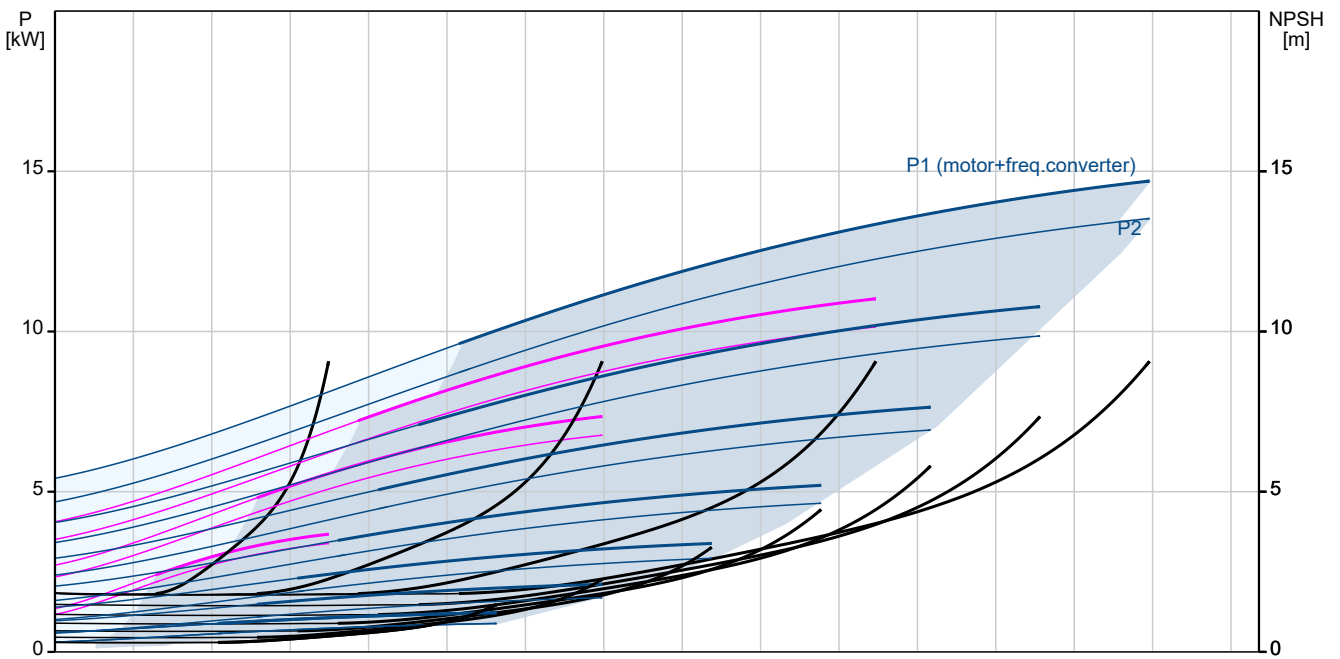
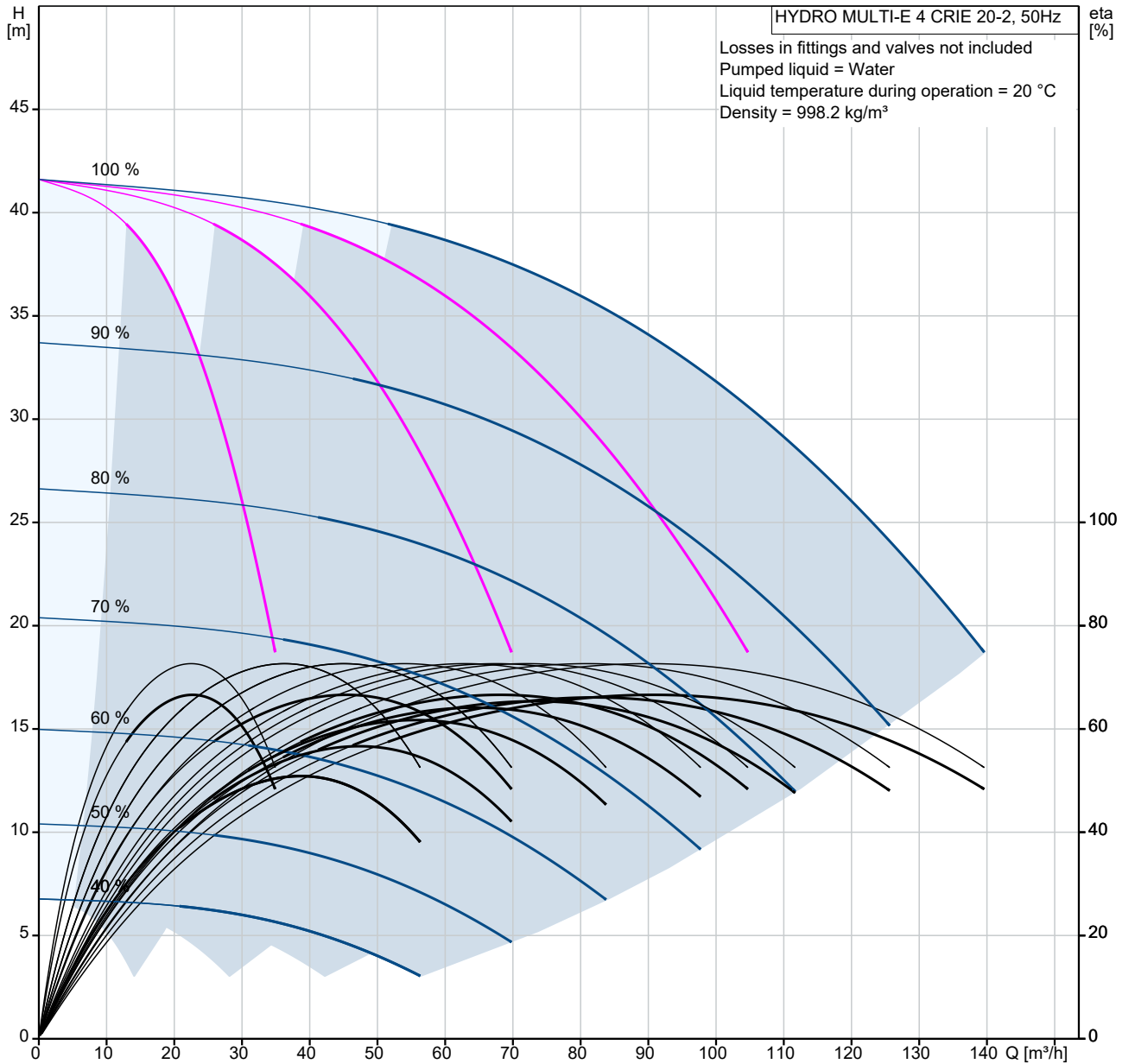


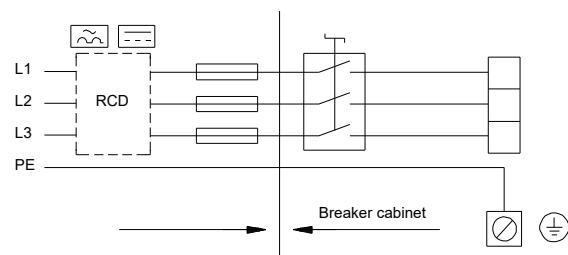
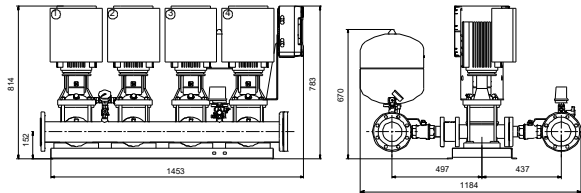
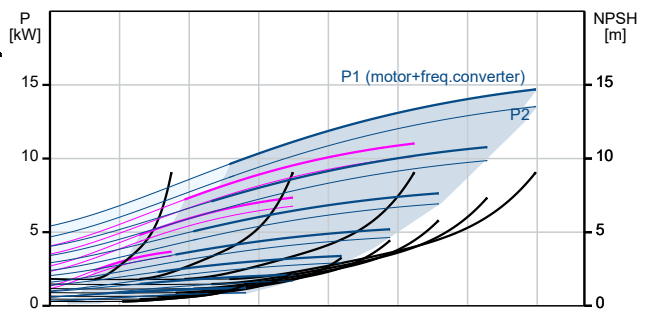
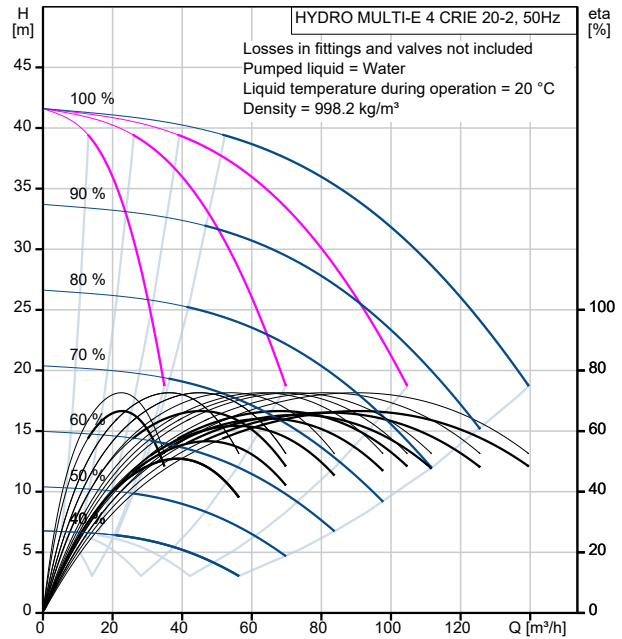
Qty.	Description
1	<p data-bbox="201 159 536 185"><b>HYDRO MULTI-E 4 CRIE 20-2</b></p>  <p data-bbox="592 506 1062 528" style="text-align: center;"><b>Note! Product picture may differ from actual product</b></p> <p data-bbox="201 539 464 562">Product No.: <a href="#">99133254</a></p> <p data-bbox="201 600 1372 649">GRUNDFOS Hydro Multi-E booster sets are designed for the transfer and pressure boosting of clean water in waterworks, blocks of flats, hotels, industry, hospitals, schools, etc.</p> <p data-bbox="201 656 1455 705">GRUNDFOS Hydro Multi-E booster set consists of 2 to 4 CRIE pumps coupled in parallel and mounted on a common base frame provided with all the necessary fittings.</p> <p data-bbox="201 743 1235 770">Hydro Multi-E is mounted on a common base frame made of stainless steel (DIN W.-Nr. 1.4301).</p> <p data-bbox="201 775 845 801">On the suction side are fitted a suction manifold (DIN W.-Nr.</p> <p data-bbox="201 804 432 831">1.4401 or DIN W.-Nr.</p> <p data-bbox="201 833 1062 860">1.4571) , a pressure switch mounted on a drainable valve and an isolating valve.</p> <p data-bbox="201 862 1437 911">On the discharge side of the pumps are fitted a non-return valve, an isolating valve, a pressure gauge, two pressure transmitters mounted on a drainable valve a diaphragm tank and a stainless steel discharge manifold (DIN W.-Nr.</p> <p data-bbox="201 949 432 976">1.4401 or DIN W.-Nr.</p> <p data-bbox="201 978 293 1005">1.4571).</p> <p data-bbox="201 1008 949 1034">The Hydro Multi-E is fitted with an on/off-switch for the supply voltage.</p> <p data-bbox="201 1068 1374 1095">The Hydro Multi-E is designed for maintaining a constant pressure regardless of flow changes and fluctuation.</p> <p data-bbox="201 1128 1382 1178">The internal PI-controller regulates the number of running pumps and the speed of the pumps according to the required flow.</p> <p data-bbox="201 1214 1433 1240">The system can be operated directly on the panel of any of the pumps or via Grundfos GO (available as accessory)</p> <p data-bbox="201 1301 513 1328">Besides the system features:</p> <ul style="list-style-type: none"> <li data-bbox="201 1332 376 1359">2 Digital outputs</li> <li data-bbox="201 1361 715 1388">2 Digital inputs (one used for dry run protection)</li> <li data-bbox="201 1391 845 1417">2 Analogue inputs (one used for discharge pressure sensor)</li> <li data-bbox="201 1420 472 1447">Multi-Master functionality</li> <li data-bbox="201 1449 376 1476">2 Limit functions</li> <li data-bbox="201 1478 496 1505">Set-point influence function</li> <li data-bbox="201 1507 405 1534">Pipe filling function</li> <li data-bbox="201 1536 467 1563">High efficient PM motors</li> </ul> <p data-bbox="201 1599 584 1626">Available communication protocols:</p> <ul style="list-style-type: none"> <li data-bbox="201 1630 261 1657">•LON</li> <li data-bbox="201 1659 301 1686">•Profibus</li> <li data-bbox="201 1688 300 1715">•Modbus</li> <li data-bbox="201 1718 400 1744">•SMS/GSM/GPRS</li> <li data-bbox="201 1747 269 1774">•GRM</li> <li data-bbox="201 1776 298 1803">•BACnet</li> <li data-bbox="201 1805 325 1832">•BACnet IP</li> <li data-bbox="201 1834 352 1861">•Modbus TCP</li> <li data-bbox="201 1863 333 1890">•PROFINET</li> </ul> <p data-bbox="201 1928 1281 1955">When delivered, the GRUNDFOS Hydro Multi-E booster set is factory tested and ready for operation.</p> <p data-bbox="201 2018 276 2045">Liquid:</p> <p data-bbox="201 2047 632 2074">Pumped liquid:                      Water</p>

Qty.	Description
1	<p>Liquid temperature range: 5 .. 60 °C  Selected liquid temperature: 20 °C  Density: 998.2 kg/m<sup>3</sup></p> <p>Technical:  Max flow: 145 m<sup>3</sup>/h</p> <p>Materials:  Pump housing: Stainless steel</p> <p>Installation:  Maximum operating pressure: 10 bar  Maximum permissible inlet pressure: PN 10 bar  Flange standard: DIN2642  Manifold inlet: DN 100  Manifold outlet: DN 100</p> <p>Electrical data:  IE Efficiency class: IE5  Power (P2) main pump: 4 kW  Mains frequency: 50 / 60 Hz  Rated voltage: 3 x 380-415 V  Rated current: 29 A  Start. method: electronically  Enclosure class (IEC 34-5): IP54</p> <p>Tank:  Volume of pressure tank: 18 l  Diaphragm tank: Yes</p> <p>Others:  Net weight: 358 kg  Gross weight: 472 kg  Shipping volume: 2.72 m<sup>3</sup>  Language: GB  Country of origin: GB  Custom tariff no.: 84137075</p>

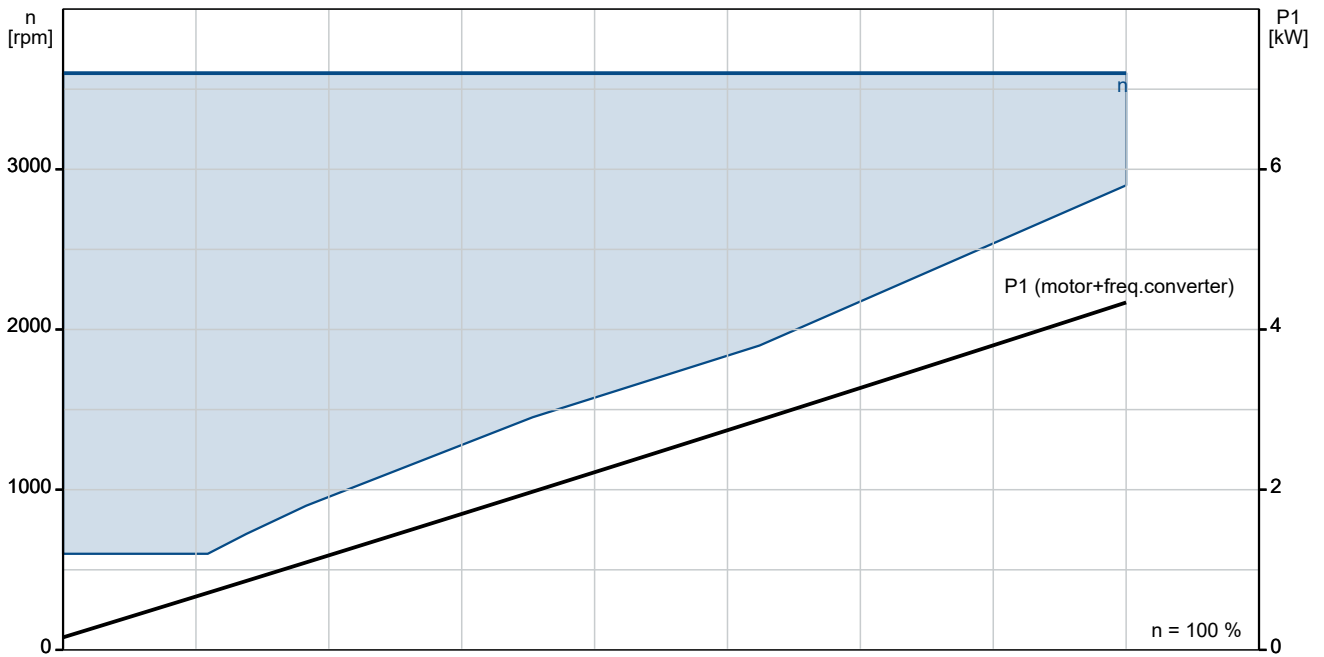
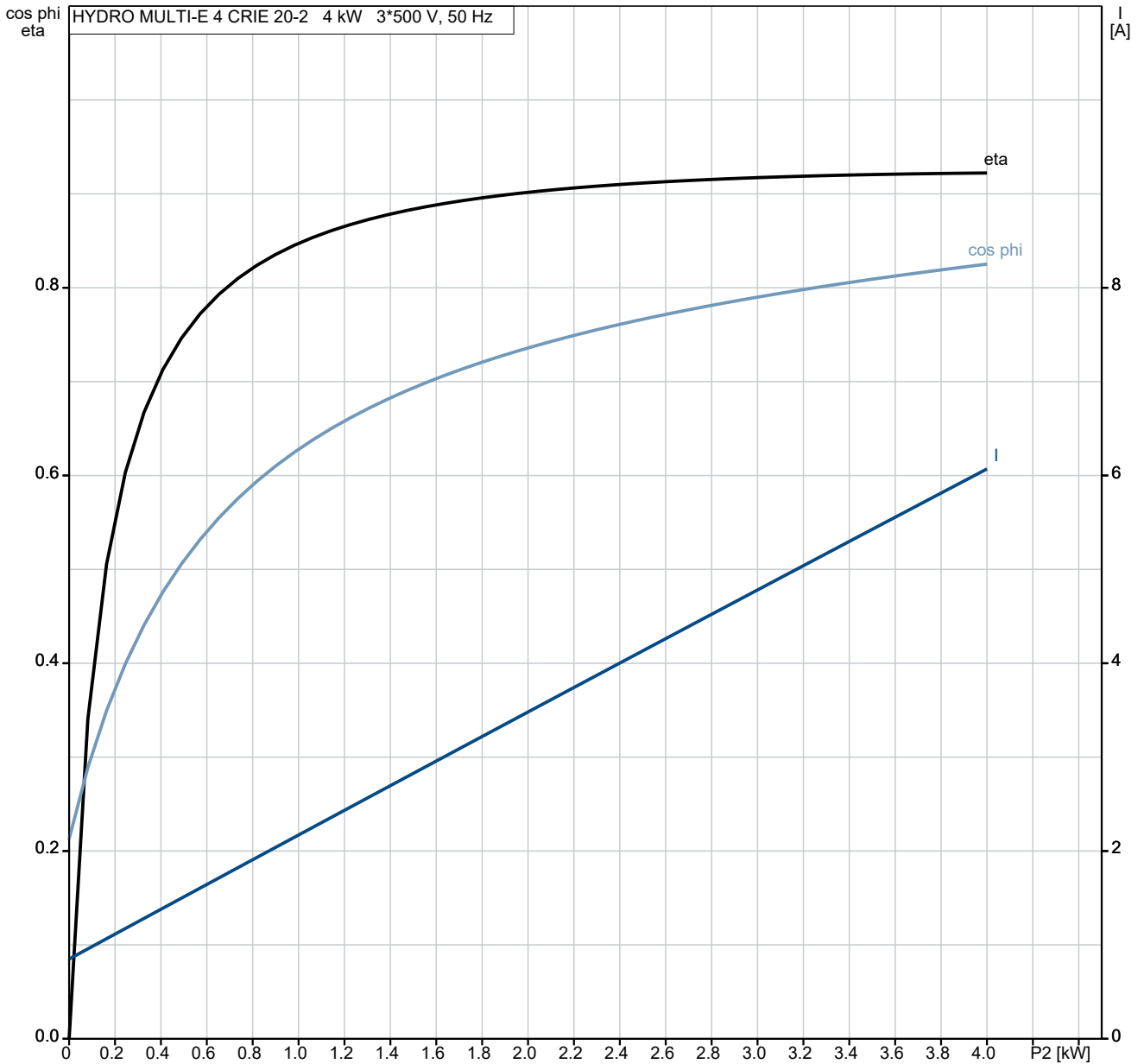
# 99133254 HYDRO MULTI-E 4 CRIE 20-2



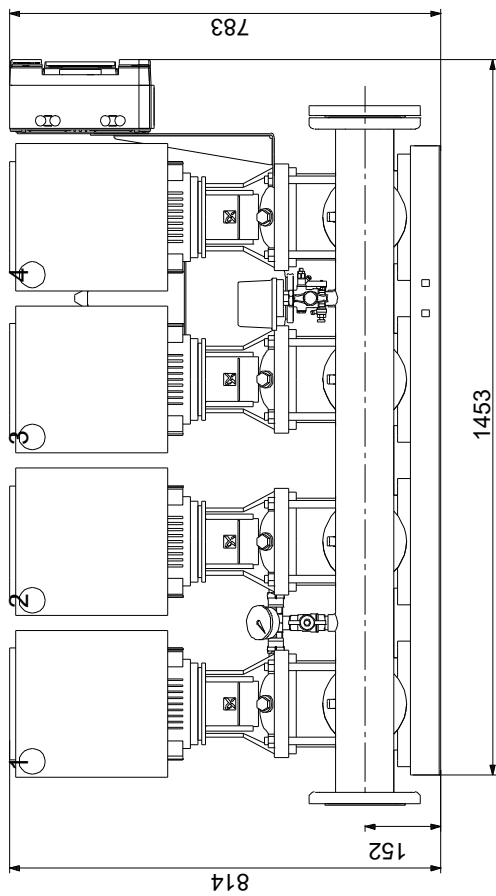
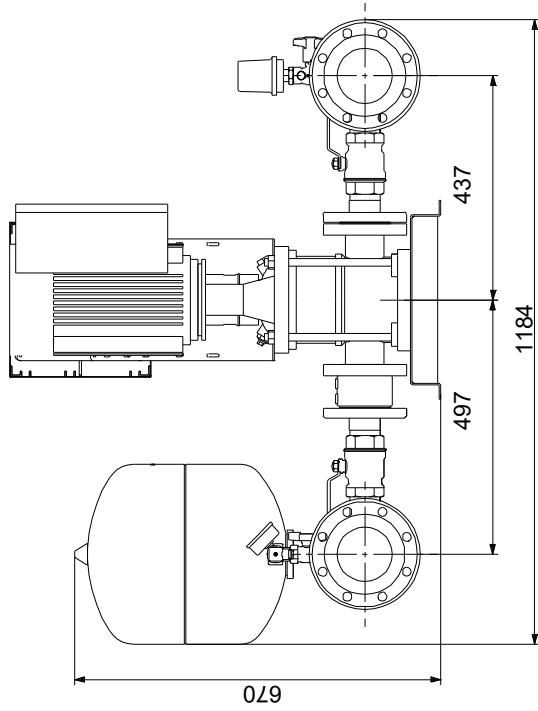
Description	Value
<b>General information:</b>	
Product name:	HYDRO MULTI-E 4 CRIE 20-2
Product No:	99133254
EAN number:	5712607362072
<b>Technical:</b>	
Max flow:	145 m <sup>3</sup> /h
Min flow system:	8.4 m <sup>3</sup> /h
Head max:	42 m
Pump name:	CRIE 20-2
Number of pumps:	4
<b>Materials:</b>	
Pump housing:	Stainless steel
Manifolds:	Stainless steel
<b>Installation:</b>	
Maximum operating pressure:	10 bar
Maximum permissible inlet pressure:	PN 10 bar
<b>Liquid:</b>	
Pumped liquid:	Water
Liquid temperature range:	5 .. 60 °C
Selected liquid temperature:	20 °C
Density:	998.2 kg/m <sup>3</sup>
<b>Electrical data:</b>	
IE Efficiency class:	IE5
Power (P2) main pump:	4 kW
Mains frequency:	50 / 60 Hz
Rated voltage:	3 x 380-415 V
Rated current:	29 A
Start. method:	electronically
Enclosure class (IEC 34-5):	IP54
<b>Tank:</b>	
Volume of pressure tank:	18 l
Diaphragm tank:	Yes
<b>Others:</b>	
Net weight:	358 kg
Gross weight:	472 kg
Shipping volume:	2.72 m <sup>3</sup>
Language:	GB
Country of origin:	GB
Custom tariff no.:	84137075



# 99133254 HYDRO MULTI-E 4 CRIE 20-2

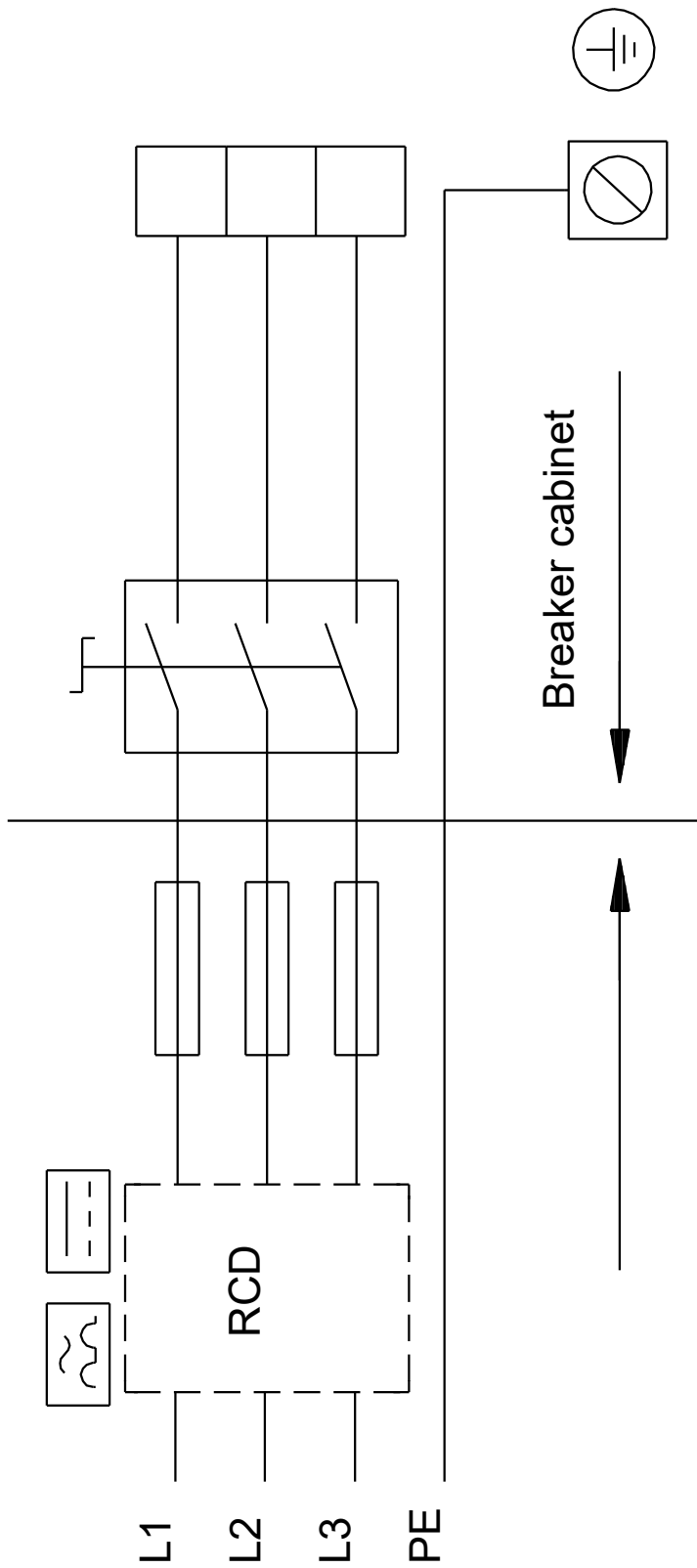


# 99133254 HYDRO MULTI-E 4 CRIE 20-2



Note! All units are in [mm] unless others are stated.  
Disclaimer: This simplified dimensional drawing does not show all details.

# 99133254 HYDRO MULTI-E 4 CRIE 20-2



Note! All units are in [mm] unless others are stated.

### Order Data:

Position	Your pos.	Product name	Amount	Product No	Total
		HYDRO MULTI-E 4 CRIE 20-2	1	99133254	Price on request