

**Qty. Description**

1 NB 150-315.2/293 AASF1AESBQQENW5



Note! Product picture may differ from actual product

Product No.: [99001646](#)

Non-self-priming, single-stage, centrifugal volute pump designed according to ISO 5199 with dimensions and rated performance according to EN 733 (10 bar).

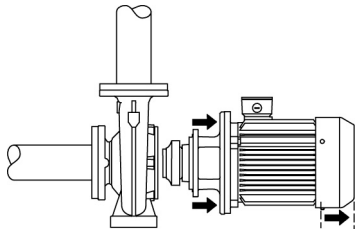
Flanges are PN 10 with dimensions according to EN 1092-2. The pump has an axial suction port, radial discharge port, horizontal shaft and a back pull-out design enabling removal of the motor, motor stool, cover and impeller without disturbing the pump housing or pipework.

The unbalanced rubber bellows seal is according to DIN EN 12756.

The pump is close-coupled to a fan-cooled asynchronous motor.

The product's minimum efficiency index (MEI) is greater or equal to 0.70. This is by the Commission Regulation (EU) considered as an indicative benchmark for best-performing water pump available on the market as from 1 January 2013.

The back pull-out design means that the pump can be serviced by a single person without disturbing the pump housing or pipes.



Cast-iron parts have an epoxy-based coating made in a cathodic electro-deposition (CED) process. CED is a high-quality dip-painting process where an electrical field around the products ensures deposition of paint particles as a thin, well-controlled layer on the surface.

## Pump

Motor stool and pump cover are made of cast iron (EN-GJL-250). Coupling guards are fitted to the motor stool.

The pump is fitted with an unbalanced rubber bellows seal with torque transmission across the spring and around the bellows. Due to the bellows, the seal does not wear the shaft, and the axial movement is not prevented by deposits on the shaft.

Seal faces:

- Rotating seal ring material: silicon carbide (SiC)
- Stationary seat material: silicon carbide (SiC)

This material pairing is used where higher corrosion resistance is required. The high hardness of this material pairing offers good resistance against abrasive particles.

Secondary seal material: EPDM (ethylene-propylene rubber)

EPDM has excellent resistance to hot water. EPDM is not suitable for mineral oils.

The pump housing has feet.

The pump is to be secured to the foundation with bolts through the pump housing feet and motor feet. The pump is delivered with steel support blocks. The support blocks provide horizontal alignment of the pump and ensure clearance between the motor stool/motor flange and the foundation.

## Motor

The motor is a totally enclosed, fan-cooled motor with principal dimensions to IEC and DIN standards. Electrical tolerances comply with IEC 60034.

**Qty. Description**

1 The motor efficiency is classified as IE3 in accordance with IEC 60034-30-1.  
 The motor has thermistors (PTC sensors) in the windings in accordance with DIN 44081/DIN 44082. The protection reacts to both slow- and quick-rising temperatures, e.g. constant overload and stalled conditions.  
 Thermal switches must be connected to an external control circuit in a way which ensures that the automatic reset cannot cause accidents. The motors must be connected to a motor-protective circuit breaker according to local regulations.  
 The motor can be connected to a variable speed drive for adjustment of pump performance to any duty point. Grundfos CUE offers a range of variable speed drives. Please find more information in Grundfos Product Center.

**Further product details**

Cast-iron parts have an epoxy-based coating made in a cathodic electro-deposition (CED) process. CED is a high-quality dip-painting process where an electrical field around the products ensures deposition of paint particles as a thin, well-controlled layer on the surface.

**Technical data**

Controls:

Frequency converter: NONE

Pressure sensor: N

Liquid:

Pumped liquid: Water

Liquid temperature range: -25 .. 120 °C

Selected liquid temperature: 20 °C

Density: 998.2 kg/m<sup>3</sup>

Technical:

Pump speed on which pump data are based: 980 rpm

Rated flow: 294.6 m<sup>3</sup>/h

Rated head: 10.62 m

Actual impeller diameter: 293 mm

Nominal impeller diameter: 315.2

Shaft seal arrangement: Single

Code for shaft seal: BQQE

Curve tolerance: ISO9906:2012 3B

Bearing design: Standard

Materials:

Pump housing: Cast iron  
 EN-GJL-250  
 ASTM class 35

Wear ring: Brass

Impeller: Cast iron  
 EN-GJL-200  
 ASTM class 30

Internal pump house coating: CED

Shaft: Stainless steel  
 EN 1.4301  
 AISI 304

Installation:

Max. ambient temperature: 55 °C

Maximum operating pressure: 10 bar

Pipe connection standard: EN 1092-2

Size of inlet connection: DN 200

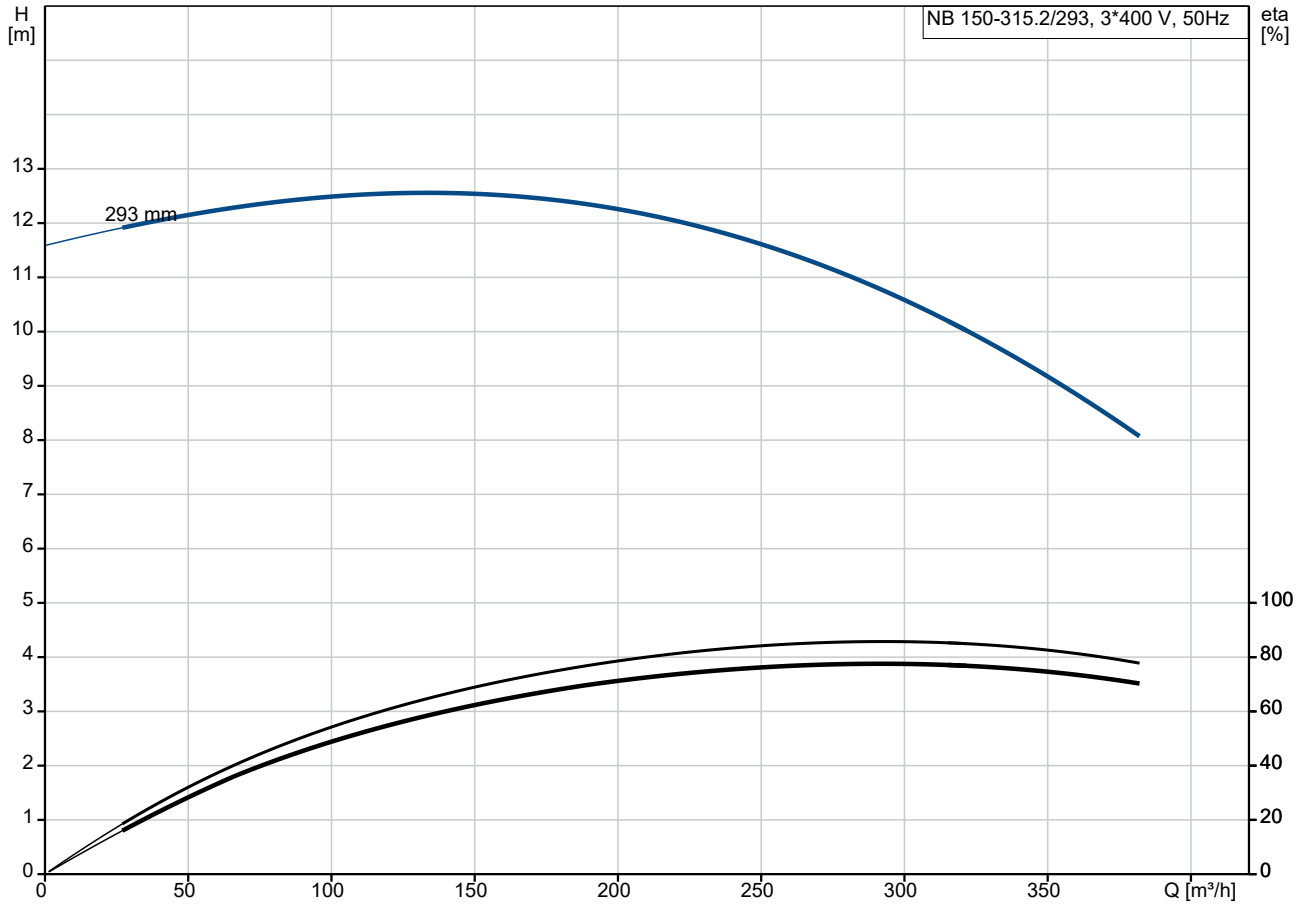
Size of outlet connection: DN 150

Pressure rating for connection: PN 10

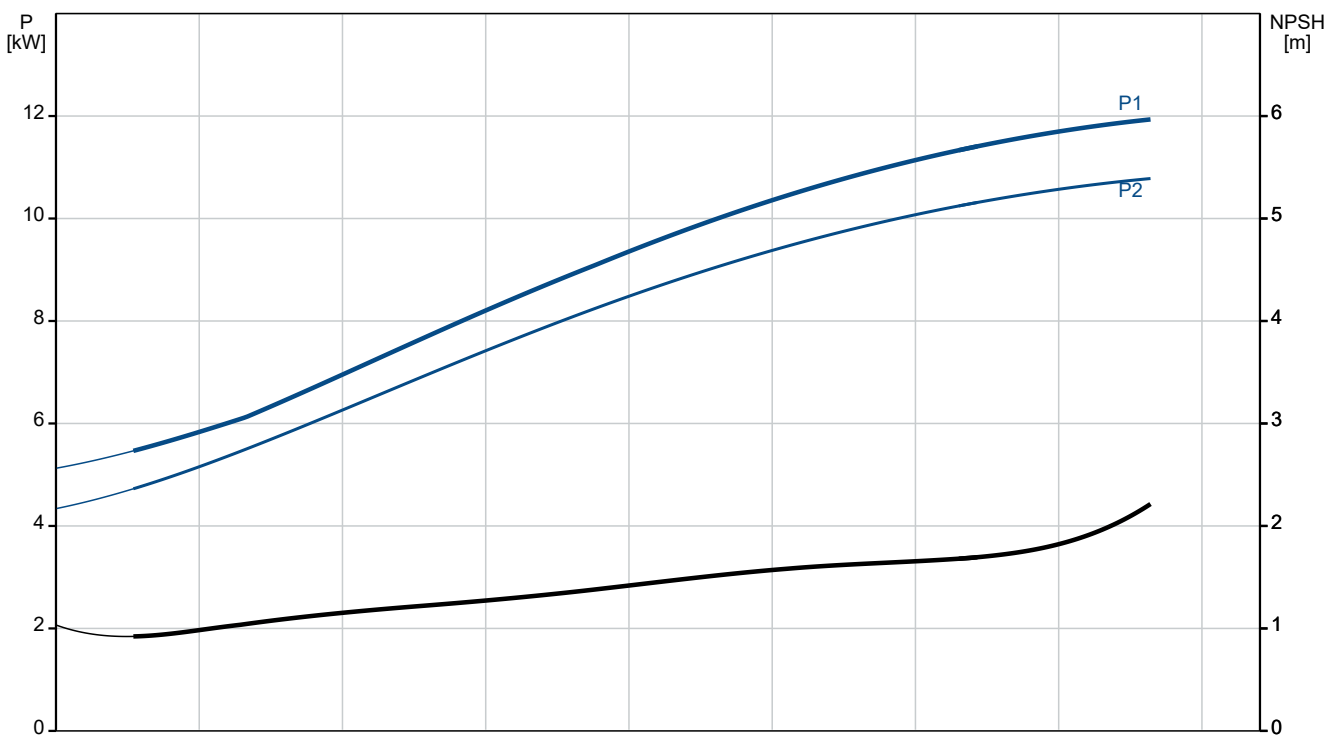
**Qty. Description**

1	<p>Bearing lubrication: Grease          Pump housing with feet: Yes          Support block (Yes/No): Y</p> <p>Electrical data:          Motor type: SIEMENS          IE Efficiency class: IE3          Rated power - P2: 11 kW          Mains frequency: 50 Hz          Rated voltage: 3 x 380-420D/660-725Y V          Rated current: 22/12.7 A          Starting current: 680-680 %          Cos phi - power factor: 0.8          Rated speed: 980 rpm          Efficiency: IE3 90,3%          Motor efficiency at full load: 90.3-90.3 %          Motor efficiency at 3/4 load: 90.7-90.7 %          Motor efficiency at 1/2 load: 89.8-89.8 %          Number of poles: 6          Enclosure class (IEC 34-5): IP55          Insulation class (IEC 85): F          Motor No: 83W15424          Bearing insulation type N-end: STEEL BEARING</p> <p>Others:          Minimum efficiency index, MEI ≥: 0.70          Net weight: 359 kg          Gross weight: 391 kg          Shipping volume: 0.951 m<sup>3</sup>          Danish VVS No.: 386067335          Country of origin: HU          Custom tariff no.: 84137051</p>
---	--

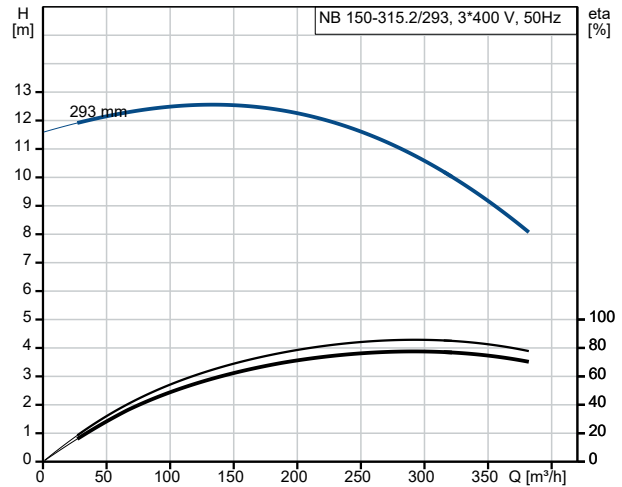
## 99001646 NB 150-315.2/293 AASF1AESBQQENW5 50 Hz



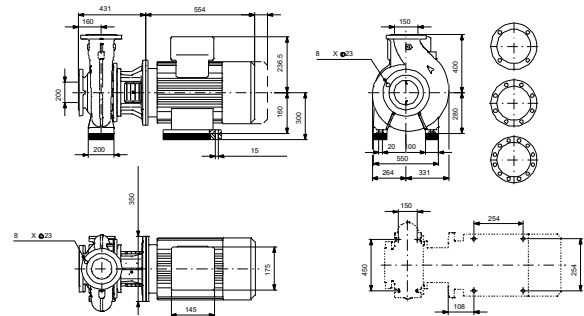
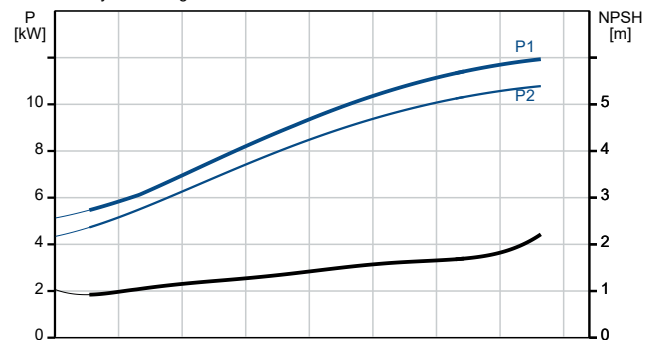
Pumped liquid = Water  
 Liquid temperature during operation = 20 °C  
 Density = 998.2 kg/m³



Description	Value
<b>General information:</b>	
Product name:	NB 150-315.2/293 AASF1AESBQQENW5
Product No:	99001646
EAN number:	5712604992586
<b>Technical:</b>	
Pump speed on which pump data are based:	980 rpm
Rated flow:	294.6 m <sup>3</sup> /h
Rated head:	10.62 m
Actual impeller diameter:	293 mm
Nominal impeller diameter:	315.2
Shaft seal arrangement:	Single
Shaft diameter:	42 mm
Code for shaft seal:	BQQE
Curve tolerance:	ISO9906:2012 3B
Pump version:	AS
Bearing design:	Standard
<b>Materials:</b>	
Pump housing:	Cast iron
Pump housing:	EN-GJL-250
Pump housing:	ASTM class 35
Wear ring:	Brass
Impeller:	Cast iron
Impeller:	EN-GJL-200
Impeller:	ASTM class 30
Internal pump house coating:	CED
Material code:	A
Code for rubber:	E
Shaft:	Stainless steel
Shaft:	EN 1.4301
Shaft:	AISI 304
<b>Installation:</b>	
Max. ambient temperature:	55 °C
Maximum operating pressure:	10 bar
Pipe connection standard:	EN 1092-2
Size of inlet connection:	DN 200
Size of outlet connection:	DN 150
Pressure rating for connection:	PN 10
Bearing lubrication:	Grease
Pump housing with feet:	Yes
Support block (Yes/No):	Y
Connect code:	F1
<b>Liquid:</b>	
Pumped liquid:	Water
Liquid temperature range:	-25 .. 120 °C
Selected liquid temperature:	20 °C
Density:	998.2 kg/m <sup>3</sup>
<b>Electrical data:</b>	
Motor type:	SIEMENS
IE Efficiency class:	IE3
Rated power - P2:	11 kW
Mains frequency:	50 Hz
Rated voltage:	3 x 380-420D/660-725Y V
Rated current:	22/12.7 A
Starting current:	680-680 %
Cos phi - power factor:	0.8
Rated speed:	980 rpm
Efficiency:	IE3 90,3%



Pumped liquid = Water  
Liquid temperature during operation = 20 °C  
Density = 998.2 kg/m<sup>3</sup>



IEC 60747-11 THERMAL PROTECTED MAINS TERMINALS ARE CONNECTED TO AMPLIFIER RELAY FOR CONTROL OF MAINS SUPPLY. THERMAL PROTECTION ACCORDING TO DIN 4482.



Company name:

Created by:

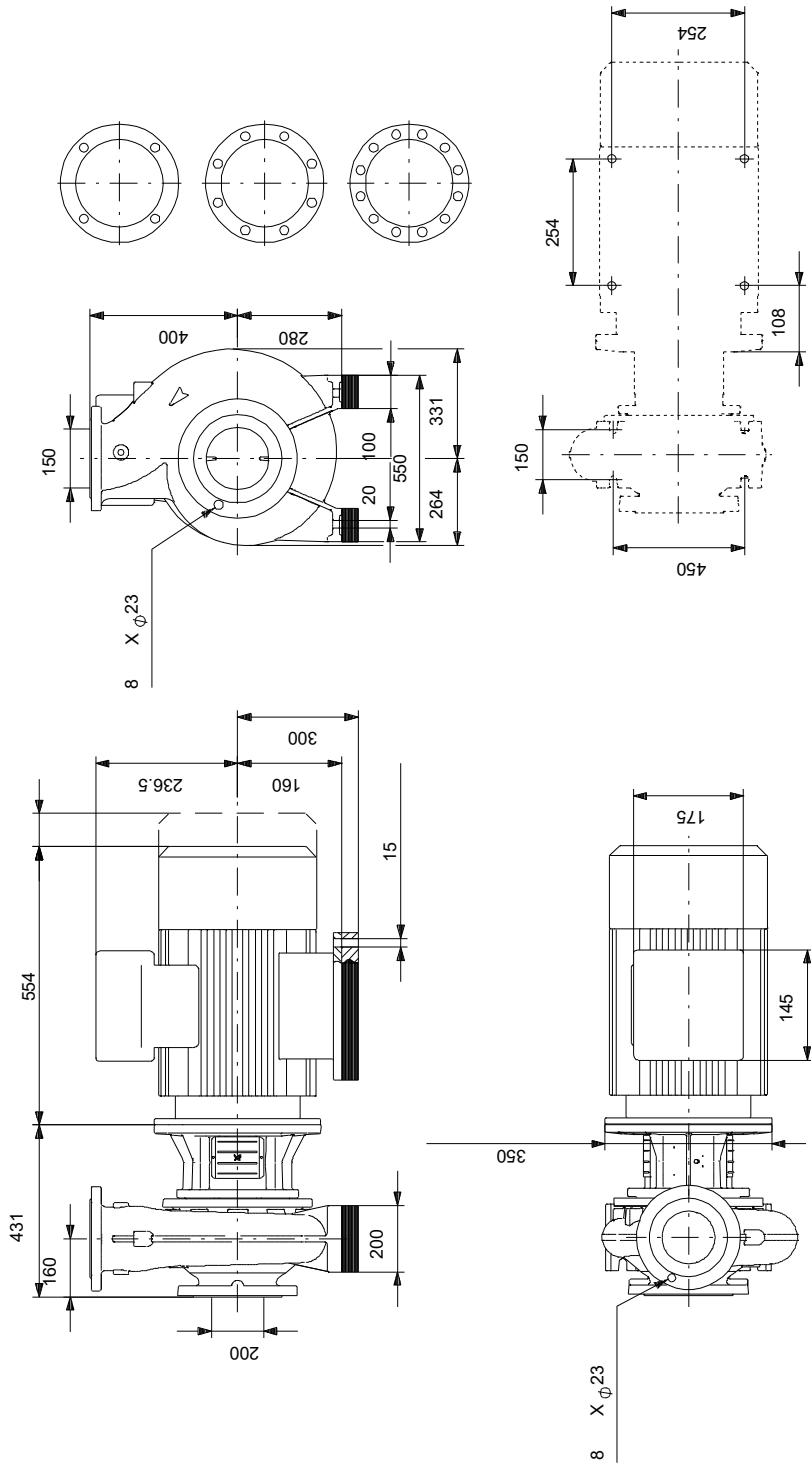
Phone:

Date:

22/12/2022

Description	Value
Motor efficiency at full load:	90.3-90.3 %
Motor efficiency at 3/4 load:	90.7-90.7 %
Motor efficiency at 1/2 load:	89.8-89.8 %
Number of poles:	6
Enclosure class (IEC 34-5):	IP55
Insulation class (IEC 85):	F
Built-in motor protection:	PTC
Motor No:	83W15424
Mount. design. acc. IEC 34-7:	IM B35
Bearing insulation type N-end:	STEEL BEARING
<b>Controls:</b>	
Frequency converter:	NONE
Pressure sensor:	N
<b>Others:</b>	
Minimum efficiency index, MEI $\geq$ :	0.70
Net weight:	359 kg
Gross weight:	391 kg
Shipping volume:	0.951 m <sup>3</sup>
Danish VVS No.:	386067335
Country of origin:	HU
Custom tariff no.:	84137051

## 99001646 NB 150-315.2/293 AASF1AESBQQENW5 50 Hz



Note! All units are in [mm] unless others are stated.  
Disclaimer: This simplified dimensional drawing does not show all details.

## 99001646 NB 150-315.2/293 AASF1AESBQQENW5 50 Hz



Note! All units are in [mm] unless others are stated.





Company name:

Created by:

Phone:

Date:

22/12/2022

**Order Data:**

Position	Your pos.	Product name	Amount	Product No	Total
		NB 150-315.2/293	1	99001646	Price on request