

Qty. Description

1 NB 150-250/275 BASF1AESBQQESW3

Product No.: [98975971](#)

Non-self-priming, single-stage, centrifugal volute pump designed according to ISO 5199 with dimensions and rated performance according to EN 733 (10 bar).

Flanges are PN 10 with dimensions according to EN 1092-2. The pump has an axial suction port, radial discharge port, horizontal shaft and a back pull-out design enabling removal of the motor, motor stool, cover and impeller without disturbing the pump housing or pipework.

The unbalanced rubber bellows seal is according to DIN EN 12756.

The pump is close-coupled to a fan-cooled asynchronous motor.

The back pull-out design means that the pump can be serviced by a single person without disturbing the pump housing or pipes.



Cast-iron parts have an epoxy-based coating made in a cathodic electro-deposition (CED) process. CED is a high-quality dip-painting process where an electrical field around the products ensures deposition of paint particles as a thin, well-controlled layer on the surface.

Pump

Motor stool and pump cover are made of cast iron (EN-GJL-250). Coupling guards are fitted to the motor stool.

The pump is fitted with an unbalanced rubber bellows seal with torque transmission across the spring and around the bellows. Due to the bellows, the seal does not wear the shaft, and the axial movement is not prevented by deposits on the shaft.

Seal faces:

- Rotating seal ring material: silicon carbide (SiC)
- Stationary seat material: silicon carbide (SiC)

This material pairing is used where higher corrosion resistance is required. The high hardness of this material pairing offers good resistance against abrasive particles.

Secondary seal material: EPDM (ethylene-propylene rubber)

EPDM has excellent resistance to hot water. EPDM is not suitable for mineral oils.

The pump housing has feet.

The pump is to be secured to the foundation with bolts through the pump housing feet and motor feet. The pump is delivered with steel support blocks. The support blocks provide horizontal alignment of the pump and ensure clearance between the motor stool/motor flange and the foundation.

Motor

The motor is a totally enclosed, fan-cooled motor with principal dimensions to IEC and DIN standards. Electrical tolerances comply with IEC 60034.

The motor efficiency is classified as IE3 in accordance with IEC 60034-30-1.

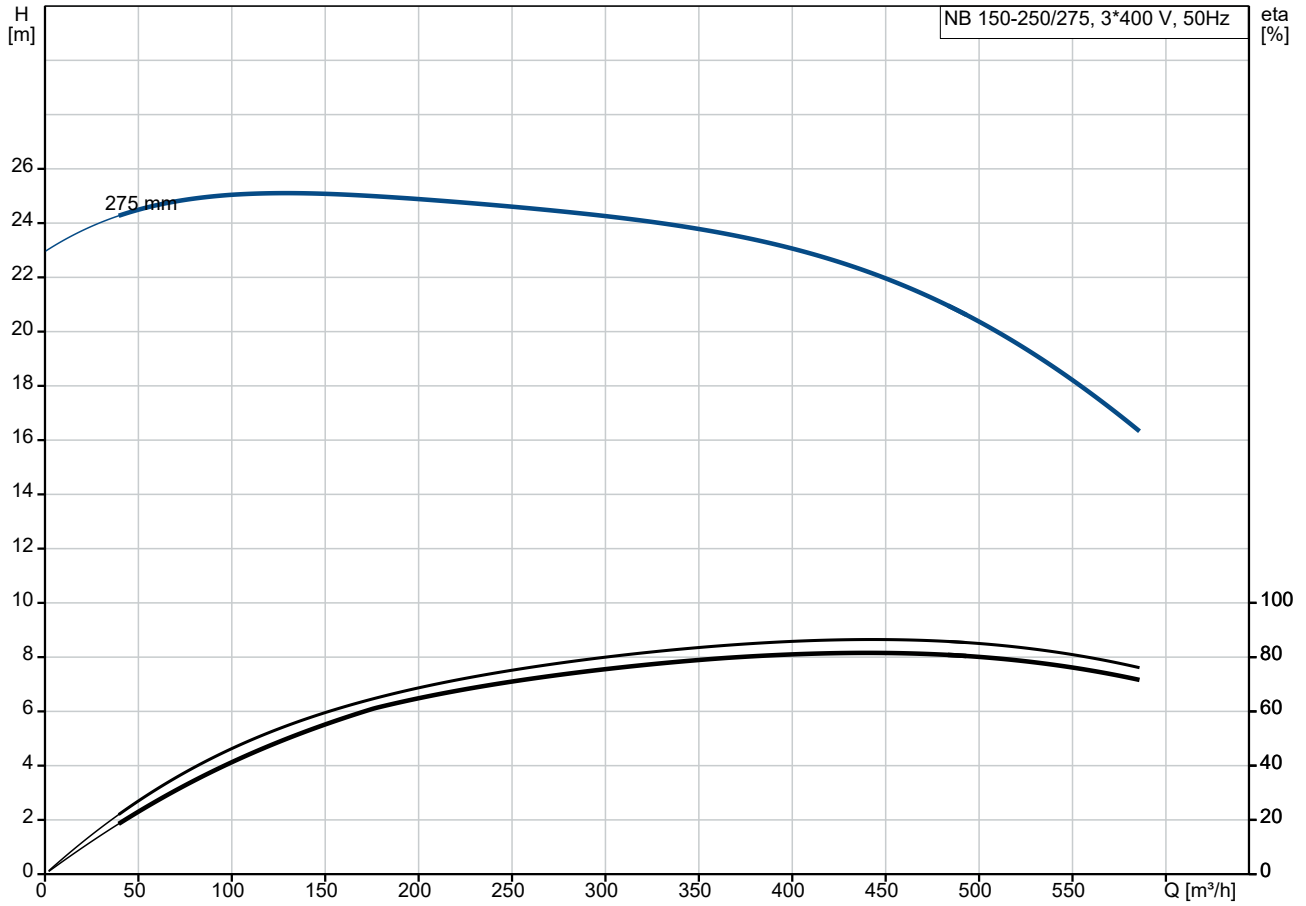
The motor has thermistors (PTC sensors) in the windings in accordance with DIN 44081/DIN 44082. The protection reacts to both slow- and quick-rising temperatures, e.g. constant overload and stalled conditions.

Qty.	Description
1	<p>Thermal switches must be connected to an external control circuit in a way which ensures that the automatic reset cannot cause accidents. The motors must be connected to a motor-protective circuit breaker according to local regulations.</p> <p>A variable speed drive makes adjustment of pump performance to any duty point possible. If the motor is to be connected to a variable speed drive, the pump must be ordered with an electrically insulated motor bearing.</p> <p>Further product details</p> <p>Cast-iron parts have an epoxy-based coating made in a cathodic electro-deposition (CED) process. CED is a high-quality dip-painting process where an electrical field around the products ensures deposition of paint particles as a thin, well-controlled layer on the surface.</p> <p>Technical data</p> <p>Controls:</p> <p>Frequency converter: NONE Pressure sensor: N</p> <p>Liquid:</p> <p>Pumped liquid: Water Liquid temperature range: -25 .. 120 °C Selected liquid temperature: 20 °C Density: 998.2 kg/m³</p> <p>Technical:</p> <p>Pump speed on which pump data are based: 1478 rpm Rated flow: 441.1 m³/h Rated head: 22.03 m Actual impeller diameter: 275 mm Nominal impeller diameter: 250 Shaft seal arrangement: Single Code for shaft seal: BQQE Curve tolerance: ISO9906:2012 3B Bearing design: Standard</p> <p>Materials:</p> <p>Pump housing: Cast iron EN-GJL-250 ASTM class 35</p> <p>Wear ring: Brass</p> <p>Impeller: Cast iron EN-GJL-200 ASTM class 30</p> <p>Internal pump house coating: CED</p> <p>Shaft: Stainless steel EN 1.4301 AISI 304</p> <p>Installation:</p> <p>Max. ambient temperature: 55 °C Maximum operating pressure: 10 bar Pipe connection standard: EN 1092-2 Size of inlet connection: DN 200 Size of outlet connection: DN 150 Pressure rating for connection: PN 10 Bearing lubrication: Grease Pump housing with feet: Yes Support block (Yes/No): Y</p>

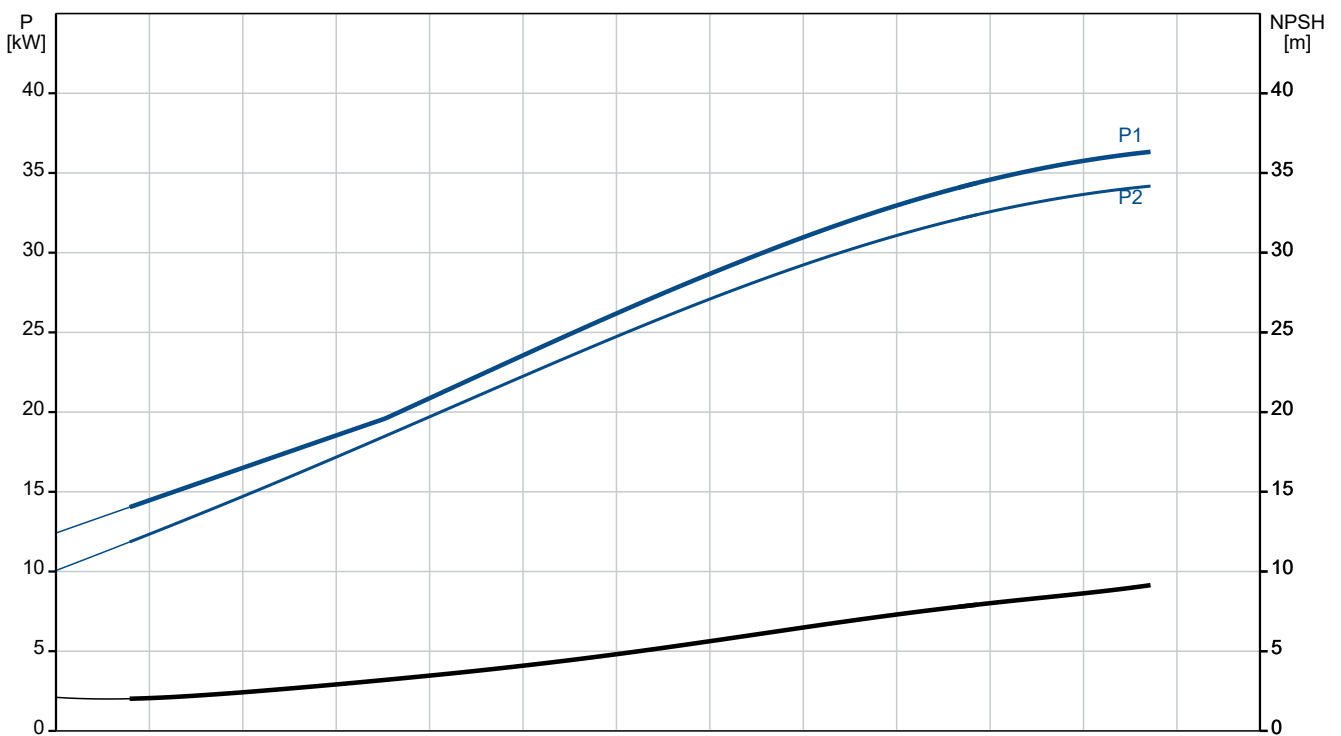
Qty.	Description
------	-------------

1	Electrical data: Motor type: SIEMENS IE Efficiency class: IE3 Rated power - P2: 37 kW Mains frequency: 50 Hz Rated voltage: 3 x 380-420D/660-725Y V Rated current: 66/38.5 A Starting current: 640-640 % Cos phi - power factor: 0.86 Rated speed: 1478 rpm Efficiency: IE3 93,9% Motor efficiency at full load: 93.9-93.9 % Motor efficiency at 3/4 load: 94.5-94.5 % Motor efficiency at 1/2 load: 94.4-94.4 % Number of poles: 4 Enclosure class (IEC 34-5): IP55 Insulation class (IEC 85): F Motor No: 99032202 Bearing insulation type N-end: STEEL BEARING Others: Minimum efficiency index, MEI \geq : 0.68 Net weight: 503 kg Gross weight: 536 kg Shipping volume: 0.951 m ³ Danish VVS No.: 386067261 Country of origin: HU Custom tariff no.: 84137051
---	---

98975971 NB 150-250/275 BASF1AESBQQESW3 50 Hz



Pumped liquid = Water
Liquid temperature during operation = 20 °C
Density = 998.2 kg/m³





Company name:

Created by:

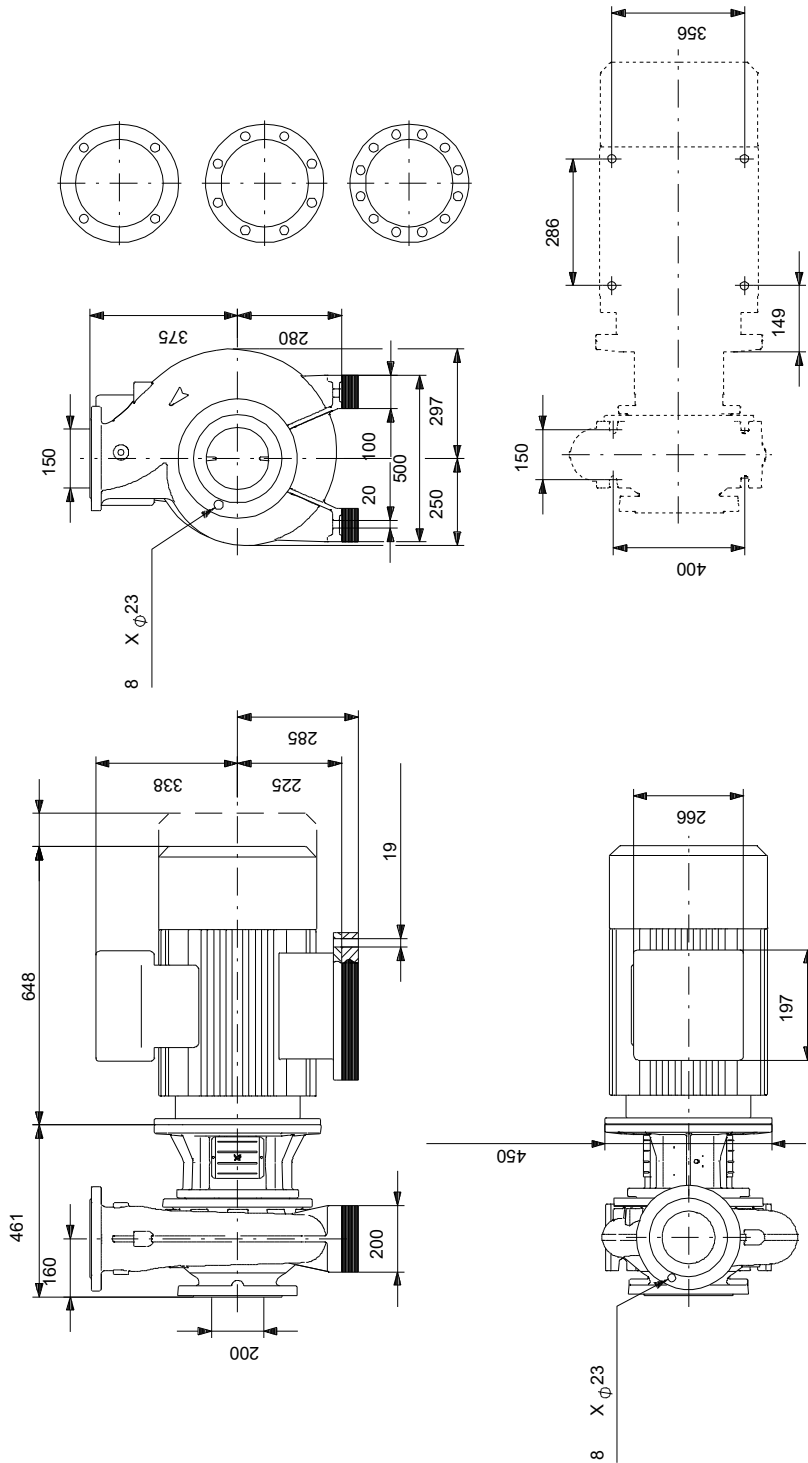
Phone:

Date:

22/12/2022

Description	Value
Motor efficiency at full load:	93.9-93.9 %
Motor efficiency at 3/4 load:	94.5-94.5 %
Motor efficiency at 1/2 load:	94.4-94.4 %
Number of poles:	4
Enclosure class (IEC 34-5):	IP55
Insulation class (IEC 85):	F
Built-in motor protection:	PTC
Motor No:	99032202
Mount. design. acc. IEC 34-7:	IM B35
Bearing insulation type N-end:	STEEL BEARING
Controls:	
Frequency converter:	NONE
Pressure sensor:	N
Others:	
Minimum efficiency index, MEI \geq :	0.68
Net weight:	503 kg
Gross weight:	536 kg
Shipping volume:	0.951 m ³
Danish VVS No.:	386067261
Country of origin:	HU
Custom tariff no.:	84137051

98975971 NB 150-250/275 BASF1AESBQQESW3 50 Hz



Note! All units are in [mm] unless others are stated.
Disclaimer: This simplified dimensional drawing does not show all details.

98975971 NB 150-250/275 BASF1AESBQQESW3 50 Hz



IEC TP211 THERMALLY PROTECTED WHEN THE THERMISTORS ARE
CONNECTED TO AMPLIFIER RELAY FOR CONTROL OF MAIN SUPPLY
THERMISTORS PTC ACCORDING TO DIN 44082

Note! All units are in [mm] unless others are stated.

