
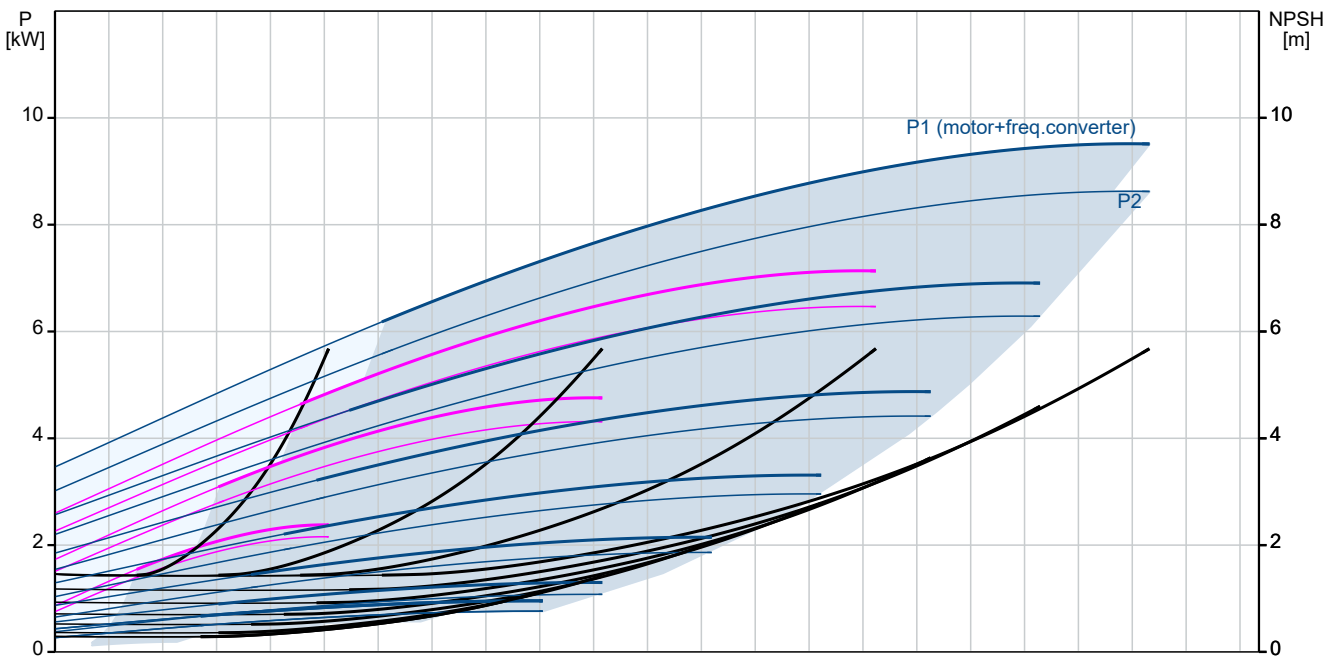
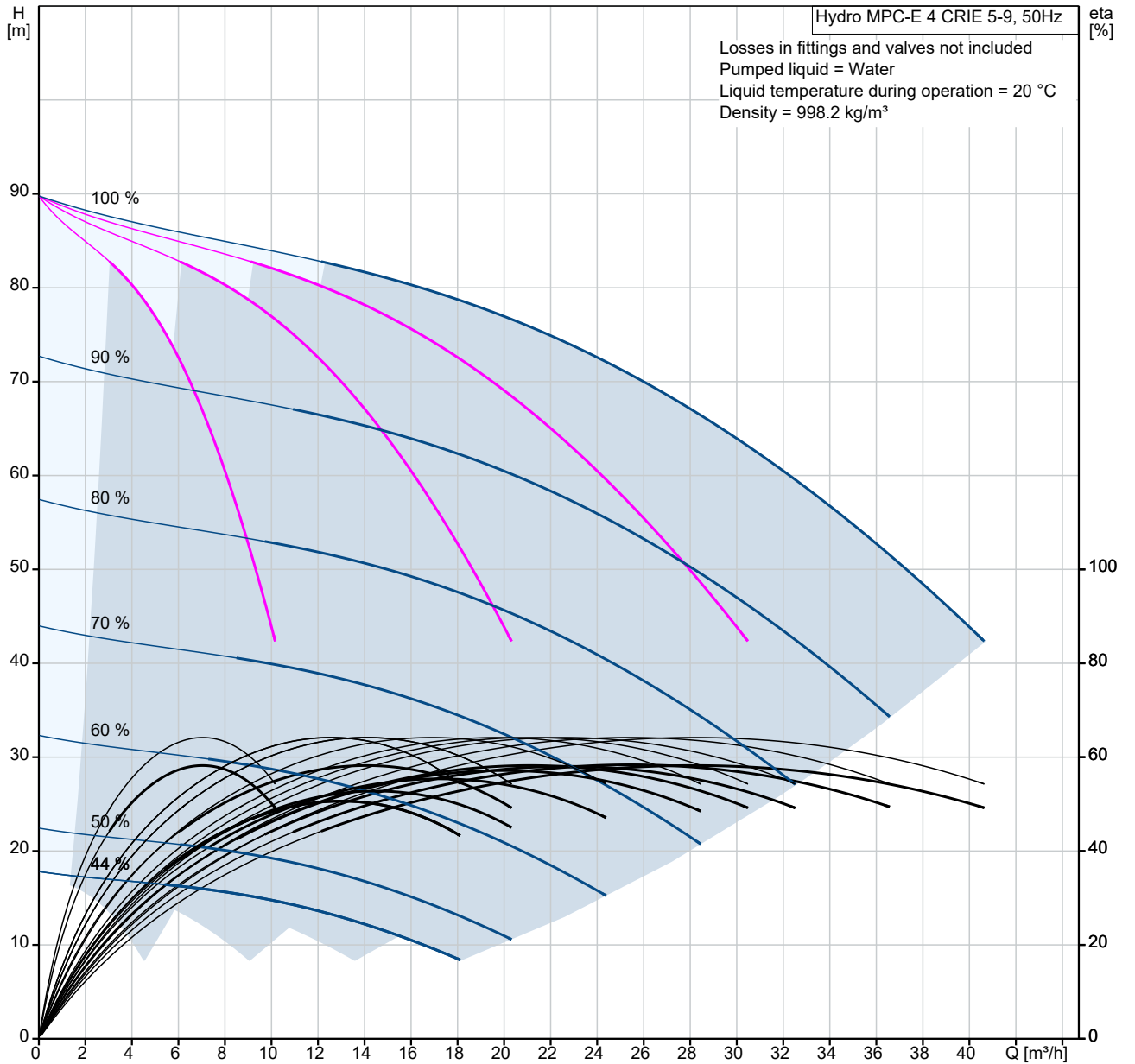


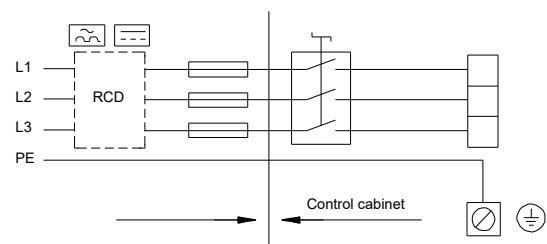
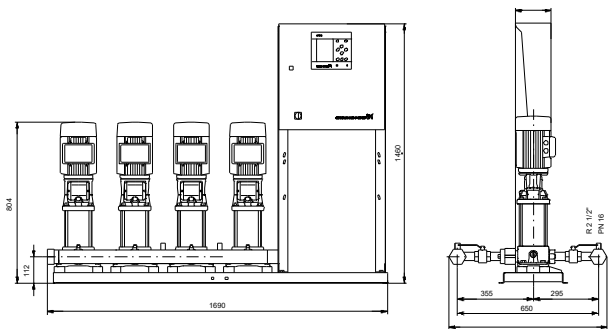
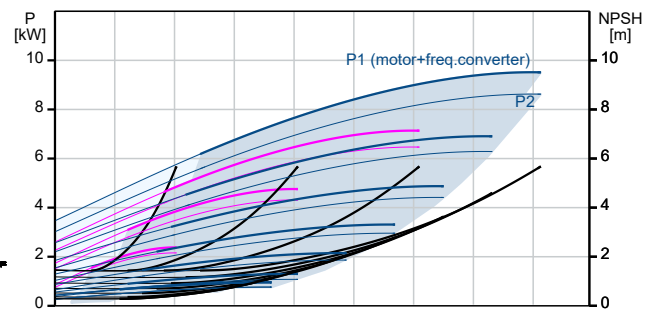
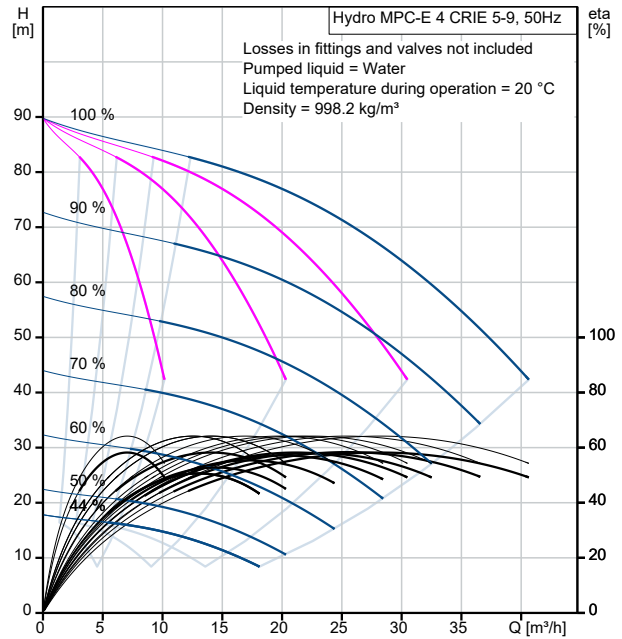
Qty.	Description
1	<p data-bbox="201 159 485 188">Hydro MPC-E 4 CRIE 5-9</p>  <p data-bbox="592 506 1062 528" style="text-align: center;">Note! Product picture may differ from actual product</p> <p data-bbox="201 539 464 562">Product No.: 98426919</p> <p data-bbox="201 600 1193 622">Pressure booster system supplied as compact assembly according to DIN standard 1988/T5.</p> <p data-bbox="201 658 544 680">All pumps are speed-controlled.</p> <p data-bbox="201 719 1441 790">From 0.37 to 11 kW, the booster system is equipped with CR, CRE, CRI, CRIE pumps with electronically commutated permanent-magnet motors with extremely high efficiency. The total efficiency of the motor including the frequency converter applies to IE5 level in IEC60034-31.</p> <p data-bbox="201 831 1414 902">From 15 to 22 kW, the booster system is equipped with CR, CRE, CRI, CRIE pumps with motors with integrated frequency control. The total efficiency of the motor including the frequency converter is better than the IE3 level in IEC60034-31, even though this standard only applies to the motor.</p> <ul data-bbox="240 949 1434 1059" style="list-style-type: none"> * Hydro MPC-E maintains a constant pressure through continuous adjustment of the speed of the pumps. * The system performance is adapted to the demand through cutting in/out the required number of pumps and through parallel control of the pumps in operation. * Pump changeover is automatic and depends on load, time and fault. <p data-bbox="201 1095 584 1117">The system consists of these parts:</p> <p data-bbox="201 1126 780 1149">:vertical, multistage, centrifugal pumps, type CRIE 5-9</p> <p data-bbox="201 1158 1145 1180">Pump parts in contact with the pumped liquid are made of stainless steel EN DIN 1.4301</p> <p data-bbox="201 1189 1422 1234">Pump bases and heads are of either cast iron/stainless steel (CRI) or cast iron EN-GJS-500-7 (CR), depending on pump type; other vital parts are made of stainless steel EN DIN 1.4301</p> <p data-bbox="201 1243 1190 1265">The pumps are equipped with a service-friendly cartridge shaft seal, HQQE (SiC/SiC/EPDM)</p> <ul data-bbox="240 1274 1409 1529" style="list-style-type: none"> * Two stainless steel manifolds to EN DIN 1.4571 * Stainless steel base frame to EN DIN 1.4301 up to CR 90; above CR 90 the pumps are placed on a galvanized I-Beam frame * One non-return valve (POM) and two isolating valves for each pump * Non-return valves are certified according to DVGW, isolating valves according to DIN and DVGW * Adapter with isolating valve for connection of diaphragm tank * Pressure gauge and pressure transmitter (analog output 4-20 mA) * Control MPC in a steel cabinet, IP54, including main switch, all required fuses, motor protection, switching equipment and microprocessor-controlled CU 352. <p data-bbox="201 1568 1187 1590">Dry-running protection and diaphragm tank are available according to the list of accessories.</p> <p data-bbox="201 1628 987 1650">Pump operation is controlled by Control MPC with the following functions:</p> <ul data-bbox="201 1659 1458 2094" style="list-style-type: none"> * Intelligent multipump controller, CU 352. Constant-pressure control through continuously variable adjustment of the speed of each individual pump. PID controller with adjustable PI parameters (Kp + Ti). Constant pressure at setpoint, independent of inlet pressure. Soft pressure build-up (To prevent water hammer during startup). On/off operation at low flow. Automatic cascade control of pumps for optimum efficiency. Selection of min. time between start/stop, automatic pump changeover and pump priority. Automatic pump test function to prevent idle pumps from seizing up. Possibility of standby pump allocation. Possibility of backup sensor (redundant primary sensor). Secondary sensor (Possible to switch to another sensor/setpoint). Multi-sensor (up to 6 sensors to influence the setpoint).

Qty.	Description																
1	<p>Manual operation. Possibility of external setpoint influence. Log function. Setpoint ramp. Possibility of digital remote-control functions: System on/off. Max., min. or user-defined duty. Up to 6 alternative setpoints. Digital inputs and outputs can be configured individually. Pump and system monitoring functions: Minimum and maximum limits of current value. Inlet pressure. Non-return valve monitoring. Motor protection. Sensors and cables monitored for malfunction. Alarm log with the previous 24 warnings/alarms. Display and indication functions: Colour screen display. Green indicator light for operating indications and red indicator light for fault indications Potential-free changeover contacts for operation and fault. Grundfos bus communication.</p> <p>It is possible to add CIM communication modules for communicating with Scada/BMS.</p> <p>Pumps, piping, cabling complete as well as Control MPC are mounted on the base frame. The booster system has been preset and tested.</p> <p>There are options to upgrade the pressure boosting system.</p> <table data-bbox="199 1079 869 1321"> <tr> <td>Flow media:</td> <td>Water</td> </tr> <tr> <td>Allowed liquid temp.:</td> <td>5 °C .. 60 °C</td> </tr> <tr> <td>System pressure max.:</td> <td>16 bar</td> </tr> <tr> <td>Flow (Plant):</td> <td>40.8 m³/h</td> </tr> <tr> <td>Flow without one stand-by pump acc. DIN 1988/T5:</td> <td>31 m³/h</td> </tr> <tr> <td>Nom. current of plant:</td> <td>17.6 A</td> </tr> <tr> <td>Nominal power:</td> <td>2.2 kW</td> </tr> <tr> <td>Net weight:</td> <td>196 kg</td> </tr> </table>	Flow media:	Water	Allowed liquid temp.:	5 °C .. 60 °C	System pressure max.:	16 bar	Flow (Plant):	40.8 m³/h	Flow without one stand-by pump acc. DIN 1988/T5:	31 m³/h	Nom. current of plant:	17.6 A	Nominal power:	2.2 kW	Net weight:	196 kg
Flow media:	Water																
Allowed liquid temp.:	5 °C .. 60 °C																
System pressure max.:	16 bar																
Flow (Plant):	40.8 m³/h																
Flow without one stand-by pump acc. DIN 1988/T5:	31 m³/h																
Nom. current of plant:	17.6 A																
Nominal power:	2.2 kW																
Net weight:	196 kg																

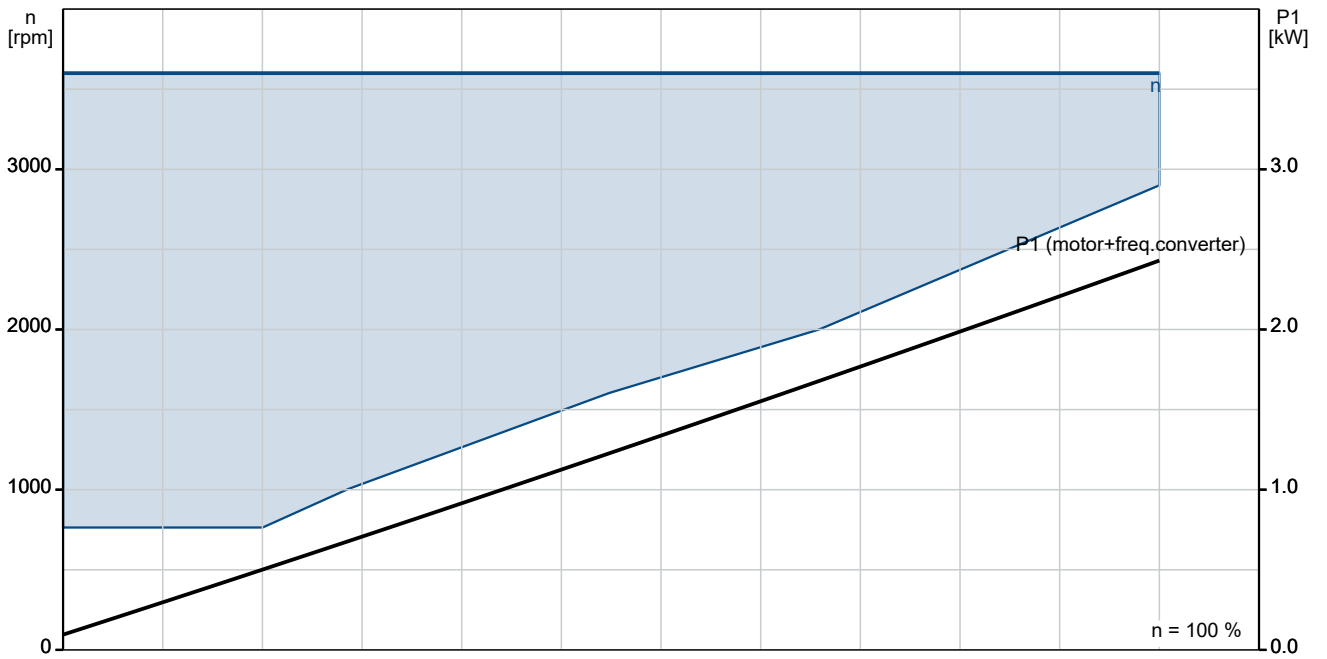
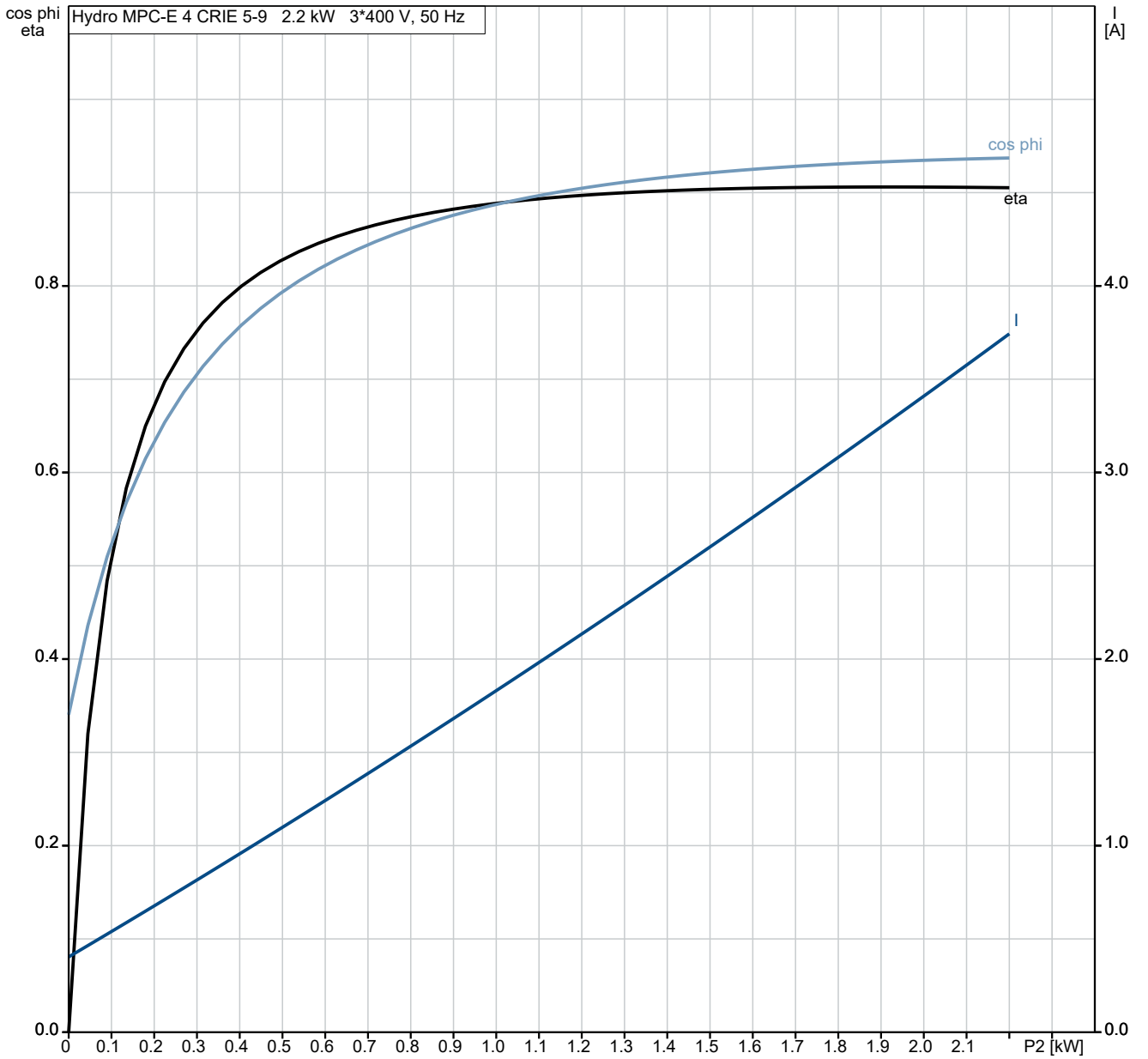
98426919 Hydro MPC-E 4 CRIE 5-9 50 Hz



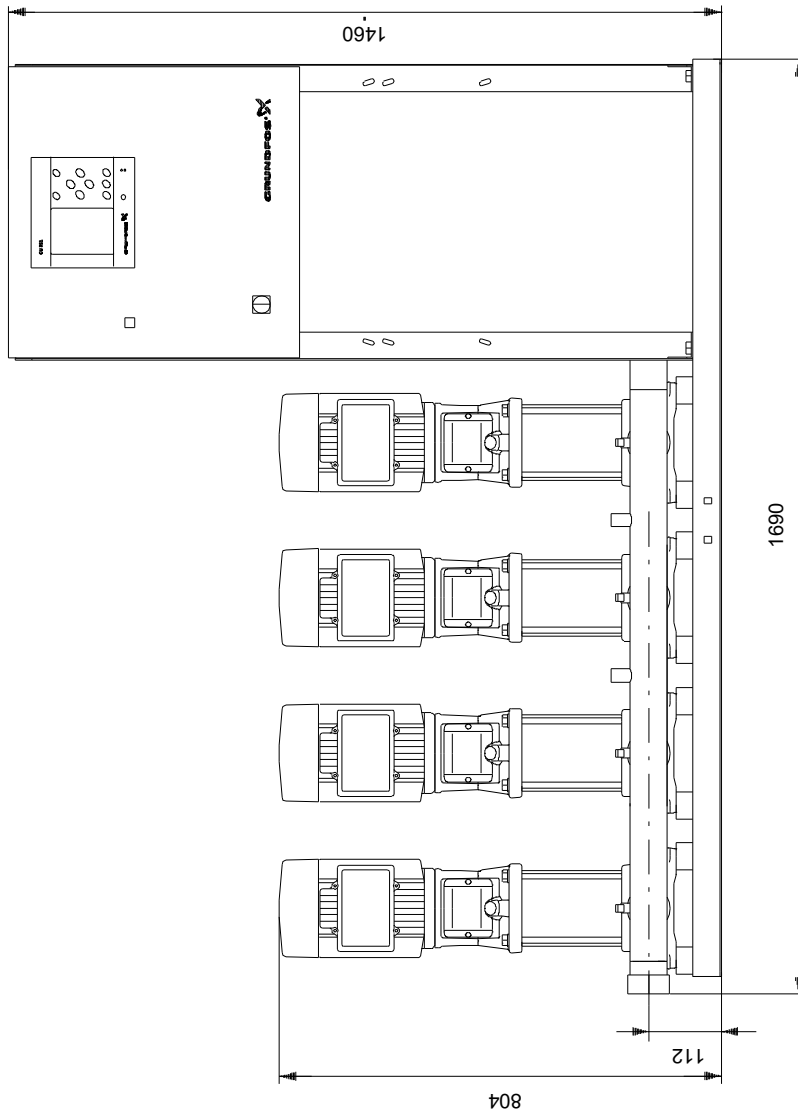
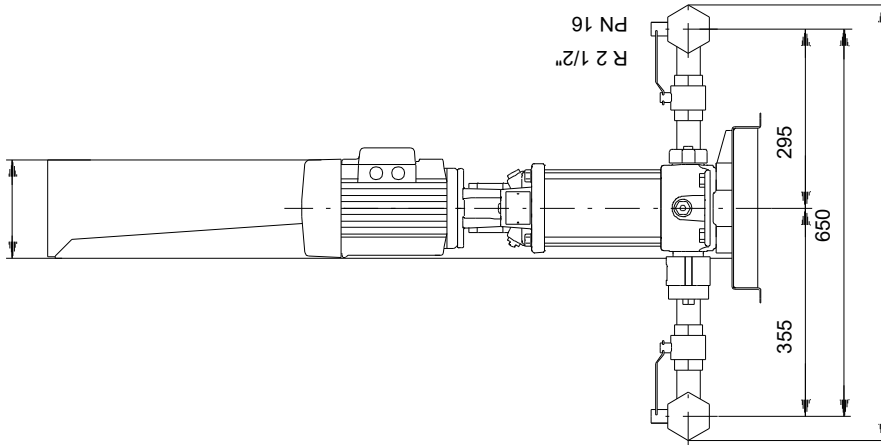
Description	Value
General information:	
Product name:	Hydro MPC-E 4 CRIE 5-9
Product No:	98426919
EAN number:	5711494818235
Technical:	
Rated flow:	27.6 m ³ /h
Max flow:	40.8 m ³ /h
Max flow system:	31 m ³ /h
Rated head:	68 m
Head max:	93.3 m
Main pump name:	CRIE 5-9
Main pump No:	98390070
Number of pumps:	4
Non-ret. valve:	at discharge side
Materials:	
Manifolds:	EN/DIN 1.4571/ AISI 316 Ti
Installation:	
Range of ambient temperature:	5 .. 40 °C
Maximum operating pressure:	16 bar
Maximum permissible inlet pressure:	12.2 bar
Liquid:	
Pumped liquid:	Water
Liquid temperature range:	5 .. 60 °C
Selected liquid temperature:	20 °C
Density:	998.2 kg/m ³
Electrical data:	
Power (P2) main pump:	2.2 kW
Mains frequency:	50 Hz
Rated voltage:	3 x 380-415 V
Rated current of system:	17.6 A
Start. method:	electronically
Enclosure class (IEC 34-5):	IP54
Radio interference supression:	EMC DIRECTIVE(2014/30/EU)
Number of phases of main pump:	3
Controls:	
Control type:	E
Dry running protection, mechanical:	PRESSURE SENSOR 0-4 BAR
Tank:	
Volume of pressure tank:	12 l
Diaphragm tank:	Yes
Others:	
Basis plant:	Y
Net weight:	196 kg
Gross weight:	228 kg
Sales region:	Great Britain
Config. file no:	98272377
Config. file Control MPC:	98271948
Config. file Hydro MPC:	98272020
Country of origin:	GB
Custom tariff no.:	84137075



98426919 Hydro MPC-E 4 CRIE 5-9 50 Hz

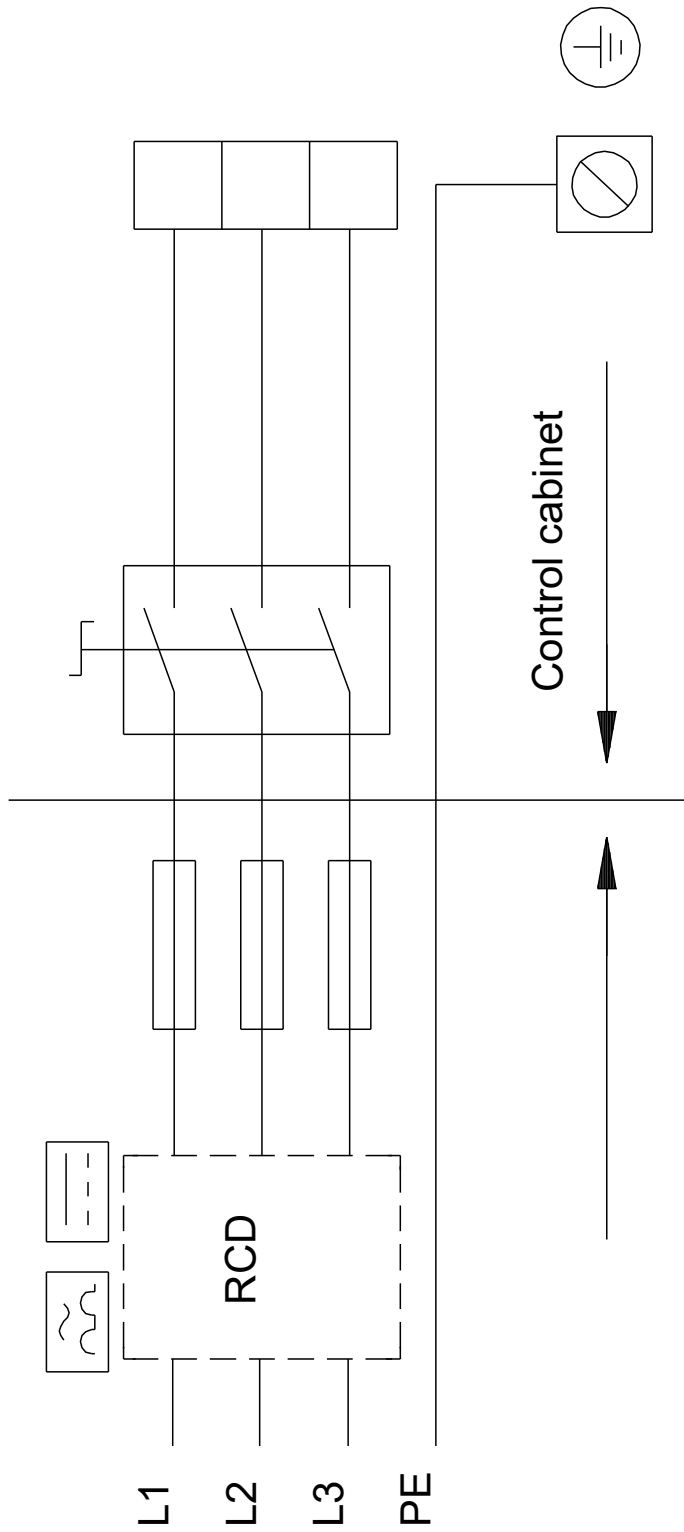


98426919 Hydro MPC-E 4 CRIE 5-9 50 Hz



Note! All units are in [mm] unless others are stated.
Disclaimer: This simplified dimensional drawing does not show all details.

98426919 Hydro MPC-E 4 CRIE 5-9 50 Hz



Note! All units are in [mm] unless others are stated.

Order Data:

Position	Your pos.	Product name	Amount	Product No	Total
		Hydro MPC-E 4 CRIE 5-9	1	98426919	Price on request