


## AQUABOOST

### iMatic 1200 Twin Pump Booster Set

The Aquaboost iMatic range of booster sets features one or two submersible multistage pumps controlled by a dedicated variable speed frequency inverter.

The twin pump 1200 litre tank is fitted with two 0504 stainless steel pumps, capable of delivering flow rates up to 10.0 m<sup>3</sup>/hour per pump and capable of producing head pressures of up to 6.6 bar.



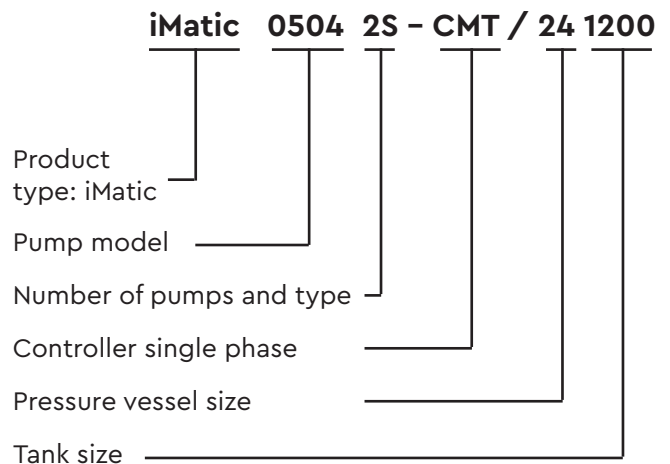
#### Features

- Flow rates up to 20.0 m<sup>3</sup>/h
- Head pressure up to 6.6 bar
- Twin 304 stainless steel pumps
- 1200 litre plastic molded tank, constructed from WRAS approved material
- Dry run protection
- Stainless steel / brass discharge fittings
- Nickel plated WRAS approved ball valves
- Union fittings on controller
- WRAS approved 8 litre pressure vessel
- BMS volt free contacts

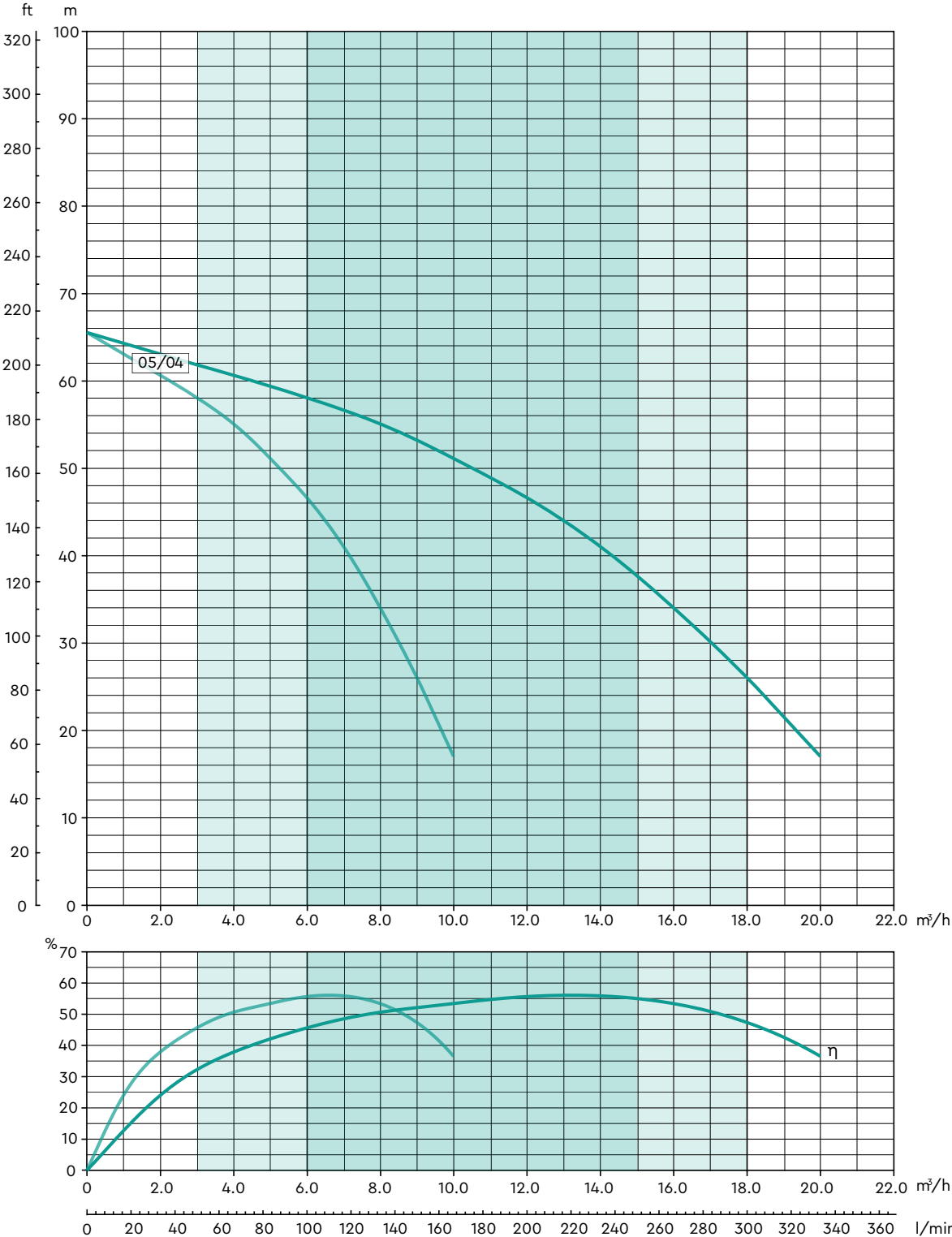
#### Application

- Cold water pressure and flow boosting in a range of domestic, commercial and industrial applications

#### Product Code Structure



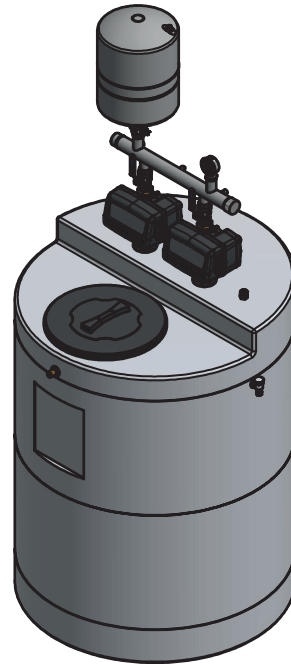
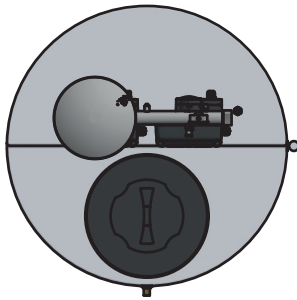
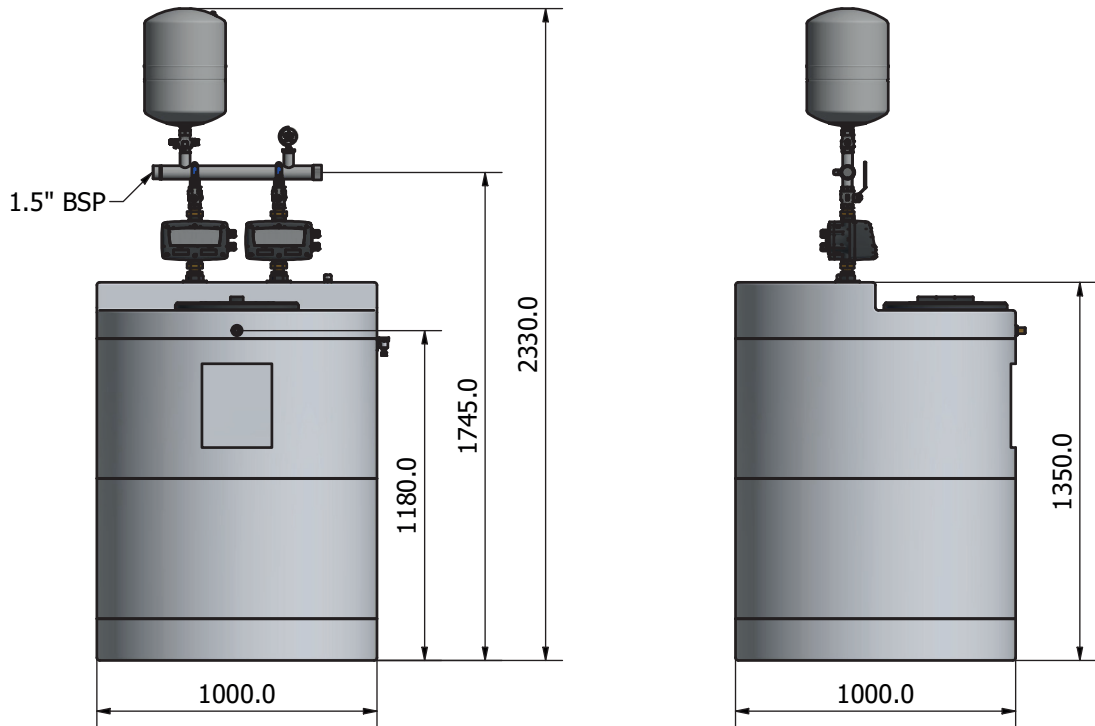
## Performance Characteristics iMatic 0504 2S-CMT/24 1200



## Technical Specification iMatic 0504 2S-CMT/24 1200

		iMatic 0504 2S-CMT/24 1200 47361	
General	Warranty		2 years
	Approvals		CE
	Typical noise		46 dB(A)
Features	Water tank air gap		Type AF
	Fluid category		CAT 3 / CAT 4
	Pump control system		Variable speed
	Pump control mode (twin pump)		Duty / Assist or Duty / Standby
	Dry run protection		✓
	Pressure Vessel		24 litre / 10 bar
	Pump check valve(s)		✓
	Flexible connection hose – outlet		Optional Extra
Performance	Nominal head (twin pump)*		4.6 bar
	Maximum head (twin pump)*		6.6 bar
	Nominal flow rate (twin pump)*		12.0 m <sup>3</sup> /h (6.0 m <sup>3</sup> /h per pump)
	Maximum flow rate (twin pump)*		20.0 m <sup>3</sup> /h (10.0 m <sup>3</sup> /h per pump)
	Ambient air temperature		0 – 40 °C
Water tank	Nominal water tank size		1200 litres
	Usable water capacity		1000 litres
	Float valve		WRAS Approved
	Water tank fill rate		30 l/min
Connections	Inlet connection		½" BSP
	Outlet connection		1 ½" BSP
	Overflow		22mm
Materials	Water tank		MDPE, food grade rated
	Water tank base		MDPE, food grade rated
Manifold	Manifold construction		Stainless Steel
	Pump isolation valves		WRAS Approved Full bore, lever
Pump	Pump type		Submersible multistage centrifugal
	Motor type		Induction, thermal protection
	Duty rating		Continuous
Electrical	Power supply / phase / frequency		16 A 230 V.a.c./1/50 Hz
	Full load current		12.8 Amps
Dimensions	Depth		1000 mm
	Width		1000 mm
	Height		2330 mm
Weight (dry/ filled)	Twin pump	Dry	85 Kg
		Filled	1025 Kg

## Dimensions iMatic 0504 2S-CMT/24 1200



### Scan QR Code for:

- Quick install information
- Operation & Maintenance manuals
- Wiring diagram
- Troubleshooting guides



Stuart Turner Limited reserves the right to amend specifications without notice.

Stuart Turner Ltd, Market Place, Henley-on-Thames, Oxfordshire, RG9 2AD

Tel: +44 (0) 1491 572655

[www.stuart-turner.co.uk](http://www.stuart-turner.co.uk)

Pt. No. 21150 Issue 4420/01-01