

Data sheet

Hydraulic data

Maximum operating pressure P_N	10 bar
Flow max Q_{max}	4,4 m ³ /h
Minimum suction head at 50 °C m	0,5 m
Minimum suction head at 95 °C m	3 m
Minimum suction head at 110 °C	10 m
Min. fluid temperature T_{min}	-10 °C
Max. fluid temperature T_{max}	95 °C
Max. fluid temperature for max. ambient temperature of +25 °C T_{max}	95 °C
Max. fluid temperature for max. ambient temperature of +40 °C T_{max}	95 °C
Min. ambient temperature T_{min}	-10 °C
Max. ambient temperature T_{max}	40 °C

Motor data

Energy efficiency index (EEI)	0,23
Mains connection	1~230 V ±10%, 50/60 Hz
Min. speed n_{min}	500 1/min
Max. speed n_{max}	4800 1/min
Power consumption $P_{1 min}$	3 W
Power consumption $P_{1 max}$	75 W
Interference emission	EN 61000-6-3
Interference immunity	EN 61000-6-2
Electromagnetic compatibility	EN 61800-3
Threaded cable connection	1 x PG11
Insulation class	F
Protection class	IPX2D

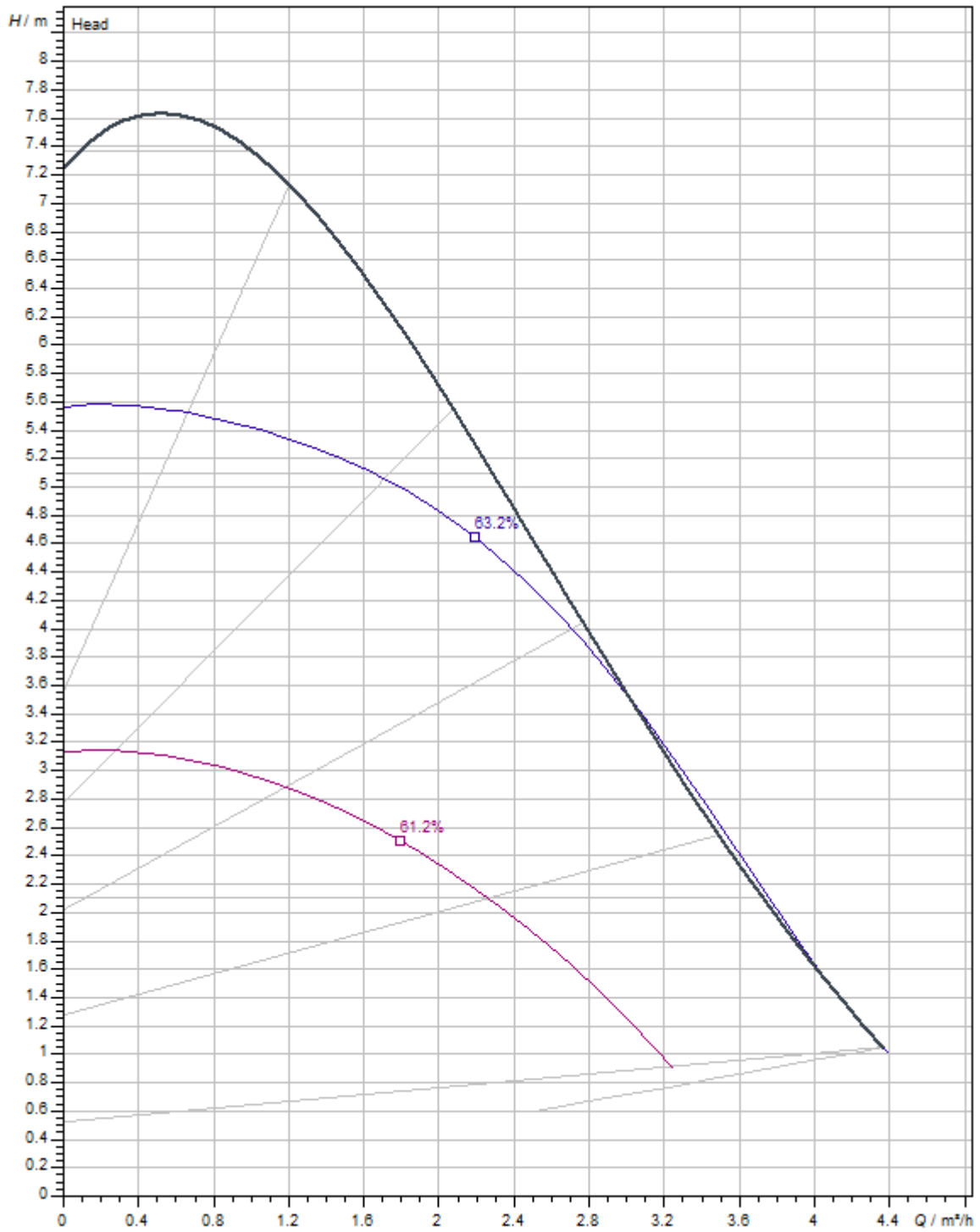
Materials

Pump housing	Cast iron
Impeller	PP-GF40
Shaft	Stainless steel
Bearing	Carbon, metal-impregnated

Installation dimensions

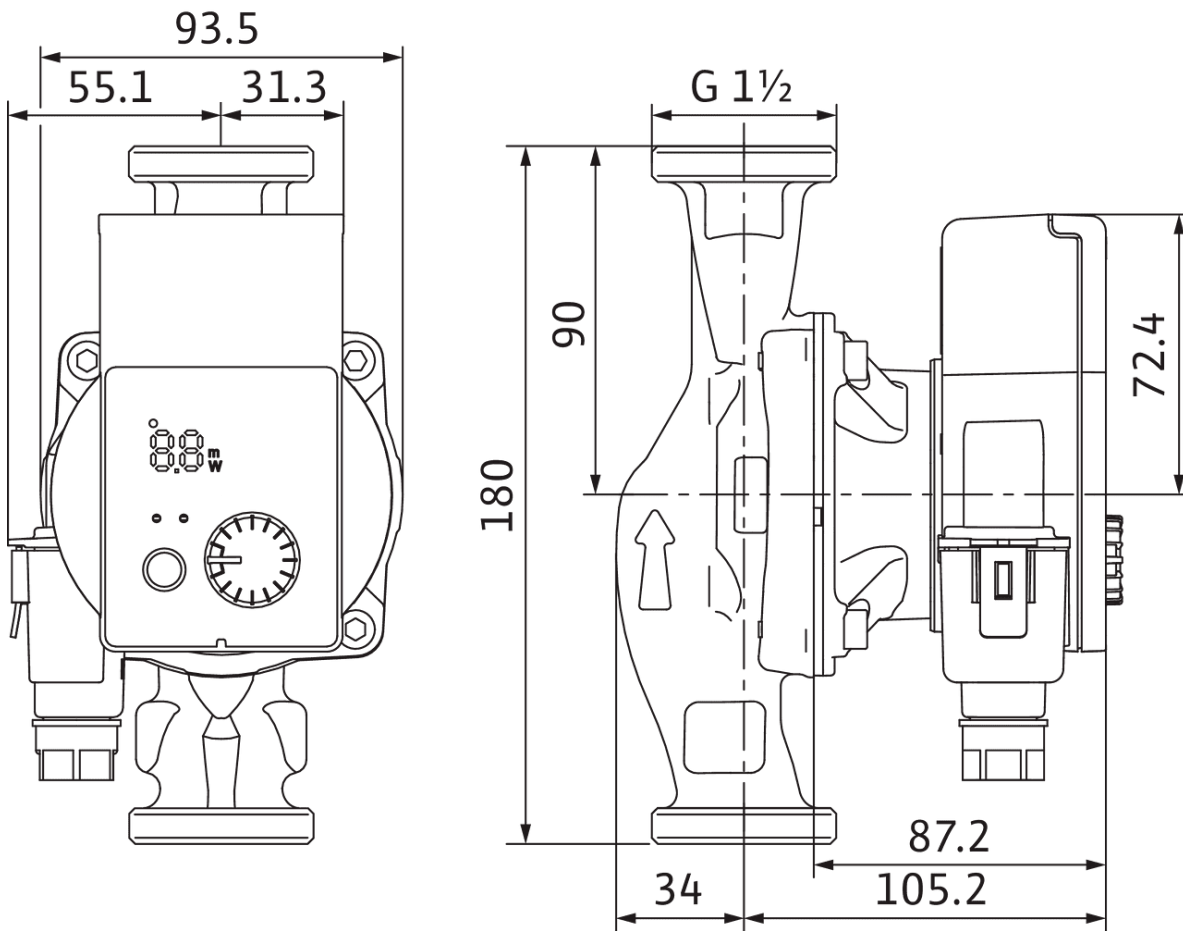
Pipe connection on the pressure side DN_d	G 1½
Pipe connection on the suction side DN_s	G 1½
Port-to-port length L_0	180 mm

Pump curves

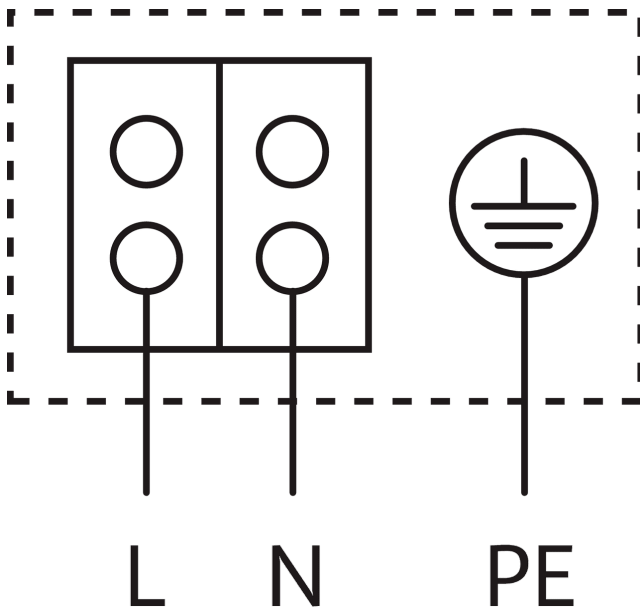


Dimensions and dimensions drawings

4215517_ConGraph_yonos_pico_row_180_dim_01_1708



Wiring diagram



Blocking current-proof motor

Single-phase motor (EM) 2-pole - 1~230 V, 50 Hz