

ULTRA S

Multistage Horizontal

Stainless steel multistage horizontal pumps. Pumping of clean non-loaded fluids, pressurizing system, irrigation, drinking and glycol water, water treatment, heating and air conditioning, washing system.

Construction features

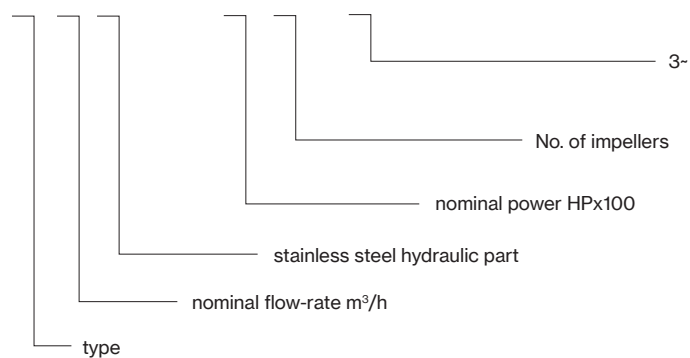
Pump body, mechanical seal housing	stainless steel AISI 304
Motor bracket	aluminum
Impeller, diffusers	stainless steel AISI 304
Mechanical seal	ceramic-graphite-EPDM ≤ 6 impellers graphite-silicon carbide-EPDM ≥ 7 impellers
Motor shaft	stainless steel AISI 303
Liquid temperature	-15 ÷ +110 °C
Operating pressure	max 8,5 bar

Motor

	3- 230/400V-50Hz
2 poles induction motor	1- 230V-50Hz (with thermal protection up to 1,85 kW)
Insulation class	F
Protection degree	IPX4



U 3 S - 120/6 T



ULTRA 3S



ULTRA 5S



ULTRA 7S



ULTRA 9S



ULTRA 18S



ULTRA S

TYPE		P2		P1 (kW)		AMPERE		Q (m³/h - l/min)						
1~	3~					1~	3~	0	0,6	1,2	1,8	2,4	3,6	4,8
								0	10	20	30	40	60	80
		HP	kW	1~	3~	1x230 V 50 Hz	3x400 V 50 Hz	H (m)						
U 3S-50/2	U 3S-50/2 T	0,5	0,37	0,41	0,41	1,8	0,9	21,7	20,9	19,3	17,8	15,9	11,4	5,8
U 3S-70/3	U 3S-70/3 T	0,7	0,51	0,61	0,58	2,7	1,1	32,7	31,2	29,2	26,7	23,9	17,2	9,0
U 3S-90/4	U 3S-90/4 T	0,9	0,66	0,83	0,8	3,6	1,7	44,3	42,8	40,0	36,4	33,2	24,5	13,9
U 3S-100/5	U 3S-100/5 T	1	0,75	0,99	0,92	4,4	1,7	55,3	53,5	50,3	46,5	42,1	31,6	17,7
U 3S-120/6	U 3S-120/6 T	1,2	0,9	1,11	1,11	5,1	2,5	66,6	64,4	60,8	56,0	50,7	38,1	22,4
U 3S-150/7	U 3S-150/7 T	1,5	1,1	1,38	1,31	6,4	2,7	80,1	77,7	74,2	69,1	63,3	48,8	30,0

TYPE		P2		P1 (kW)		AMPERE		Q (m³/h - l/min)							
1~	3~					1~	3~	0	1,8	2,4	3,6	4,8	6	7,2	8,4
								0	30	40	60	80	100	120	140
		HP	kW	1~	3~	1x230 V 50 Hz	3x400 V 50 Hz	H (m)							
U 5S-70/2	U 5S-70/2 T	0,7	0,51	0,6	0,58	2,6	1,1	22,3	20,4	19,5	17,5	14,8	11,7	7,8	2,8
U 5S-80/3	U 5S-80/3 T	0,8	0,6	0,8	0,75	3,8	1,4	34,0	31,1	29,9	27,0	23,6	19,1	13,1	6,0
U 5S-120/4	U 5S-120/4 T	1,2	0,9	1,09	1,08	4,9	2,4	45,5	42,2	40,7	37,2	32,9	27,4	19,8	10,4
U 5S-150/5	U 5S-150/5 T	1,5	1,1	1,39	1,31	6,5	2,7	57,2	53,4	51,7	47,6	42,3	35,2	25,7	14,0
U 5S-180/6	U 5S-180/6 T	1,8	1,3	1,63	1,55	7,3	3	68,9	64,4	62,3	57,5	51,5	43,5	32,6	18,1
U 5S-200/7	U 5S-200/7 T	2	1,5	1,94	1,77	8,7	3,3	81,0	75,5	73,0	67,4	60,3	51,0	38,6	21,0

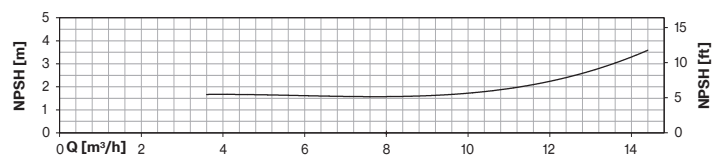
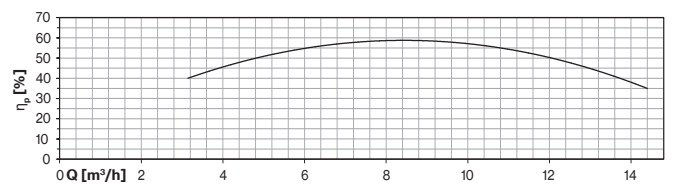
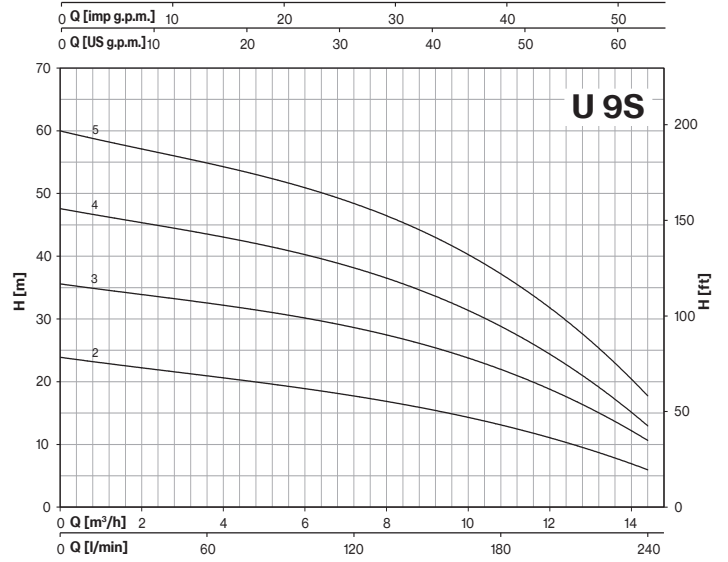
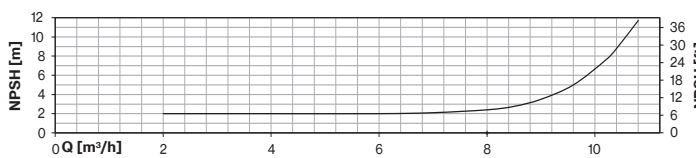
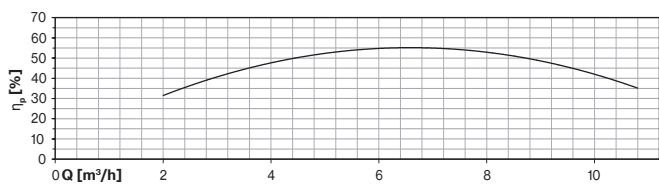
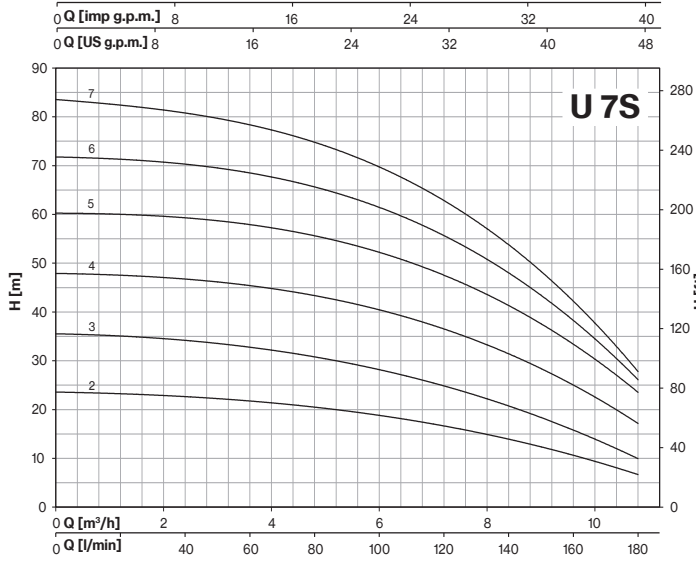
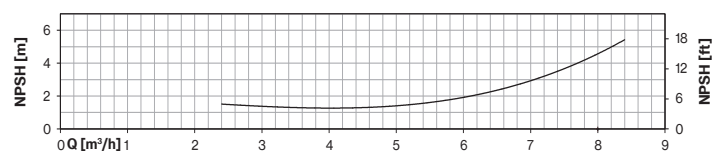
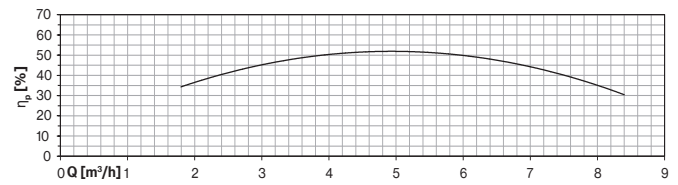
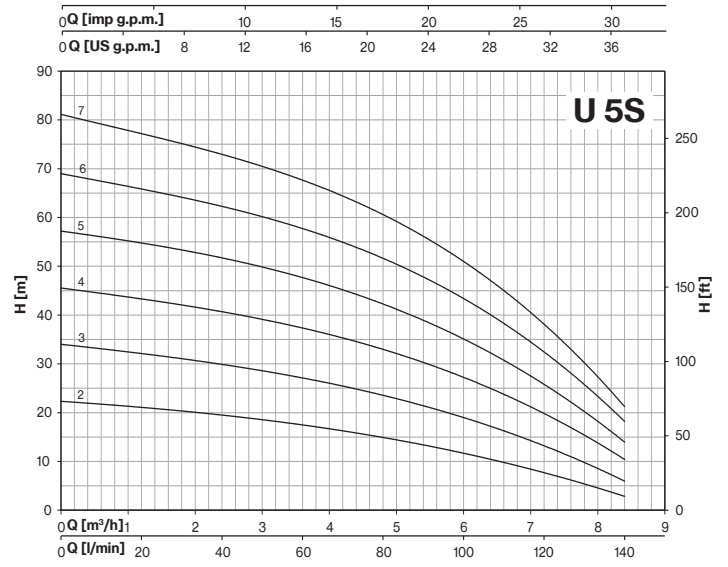
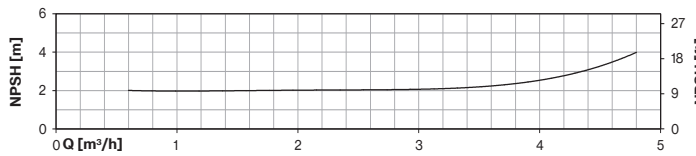
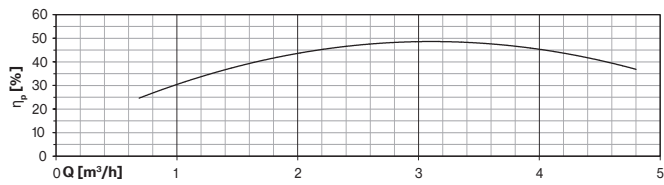
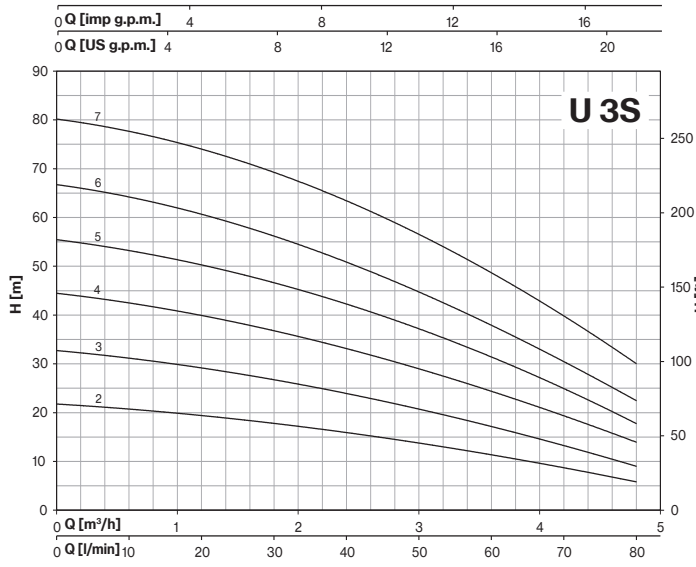
TYPE		P2		P1 (kW)		AMPERE		Q (m³/h - l/min)							
1~	3~					1~	3~	0	2,4	3,6	4,8	6	7,2	9,6	10,8
								0	40	60	80	100	120	160	180
		HP	kW	1~	3~	1x230 V 50 Hz	3x400 V 50 Hz	H (m)							
U 7S-100/2	U 7S100/2 T	1	0,75	0,91	0,84	4,1	1,6	23,6	22,6	21,8	20,5	18,8	16,7	10,6	6,7
U 7S-120/3	U 7S-120/3 T	1,2	0,9	1,23	1,22	5,6	2,5	35,6	33,9	32,8	31,2	28,1	24,7	15,7	10,0
U 7S-180/4	U 7S-180/4 T	1,8	1,3	1,69	1,62	7,7	3,1	48,0	46,3	45,7	43,6	40,4	36,4	25,0	17,2
U 7S-250/5	U 7S-250/5 T	2,5	1,85	2,19	2,05	10,2	4,1	60,3	59,0	58,2	55,7	52,2	47,4	33,5	22,0
U 7S-300/6	U 7S-300/6 T	3	2,2	2,53	2,44	11,4	4,8	72,5	70,5	69,2	66,0	61,5	55,7	37,8	24,7
-	U 7S-350/7 T	3,5	2,57	-	2,84	-	5,3	82,8	82,0	80,6	77,2	72,3	66,0	46,4	

TYPE		P2		P1 (kW)		AMPERE		Q (m³/h - l/min)										
1~	3~					1~	3~	0	3,6	4,8	6	7,2	8,4	9,6	10,8	12	13,2	14,4
								0	60	80	100	120	140	160	180	200	220	240
		HP	kW	1~	3~	1x230 V 50 Hz	3x400 V 50 Hz	H (m)										
U 9S-100/2	U 9S-100/2 T	1	0,75	0,99	0,95	4,5	1,6	23,9	20,9	20,0	18,8	17,7	16,5	15,0	13,0	11,0	8,7	6,0
U 9S-150/3	U 9S-150/3 T	1,5	1,1	1,47	1,4	6,8	3,1	35,6	32,5	31,5	30,0	28,7	26,9	24,6	22,0	18,7	15,0	10,7
U 9S-200/4	U 9S-200/4 T	2	1,5	1,88	1,77	8,4	3,3	47,6	43,5	42,1	40,1	38,1	35,7	32,7	28,9	24,2	19,0	13,1
U 9S-250/5	U 9S-250/5 T	2,5	1,85	2,36	2,23	10,8	4,3	60,0	54,8	53,0	51,0	48,2	45,4	42,0	37,3	31,6	25,0	18,0

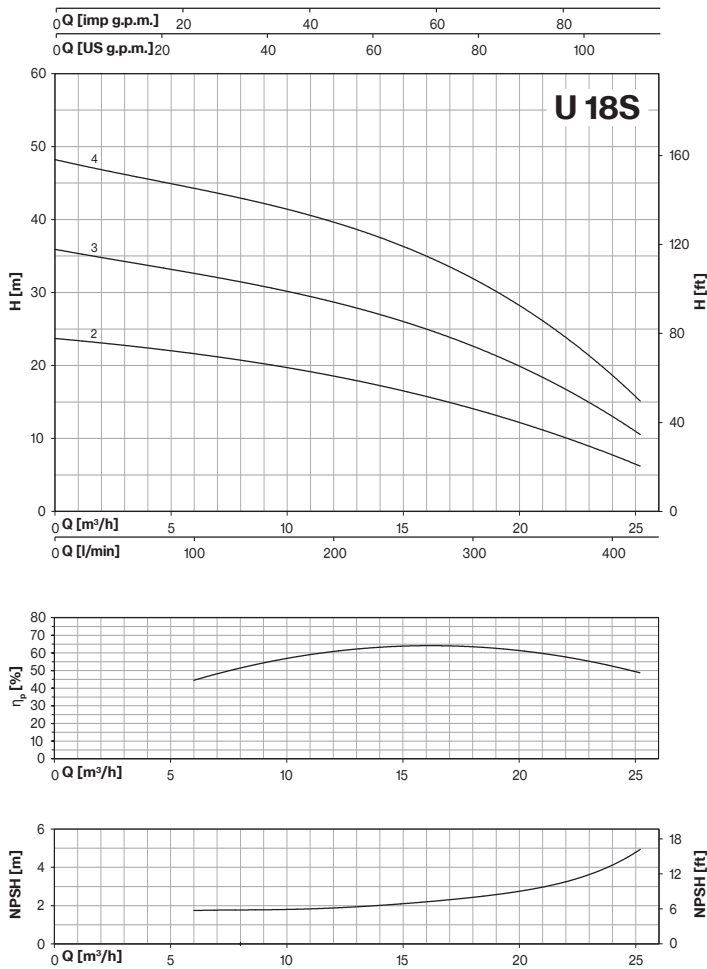
TYPE		P2		P1 (kW)		A		Q (m³/h - l/min)										
3~						3~		0	6	7,2	9,6	12	14,4	16,8	19,2	21,6	24	25,2
								0	100	120	160	200	240	280	320	360	400	420
		HP	kW	3~		3x400 V 50 Hz	H (m)											
U 18S-180/2 T		1,8	1,3	1,59		3		23,7	21,7	21,1	20,0	18,5	16,9	15,2	13,1	10,3	7,6	6,4
U 18S-250/3 T		2,5	1,85	2,29		4,4		35,7	33,1	32,3	30,4	28,4	26,3	24,0	21,4	17,8	12,9	10,2
U 18S-400/4 T		4	3	3,1		5,9		46,3	44,2	43,4	41,4	39,1	36,7	34,1	30,8	25,6	19,0	



ULTRA S

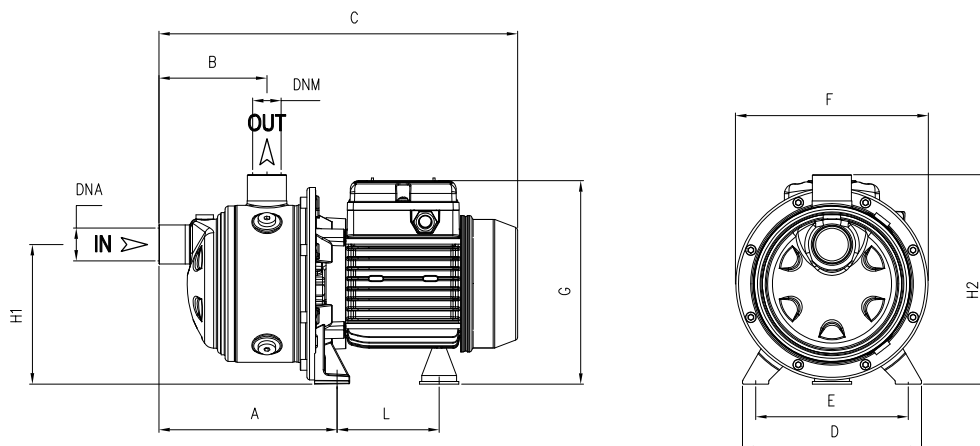


ULTRA S

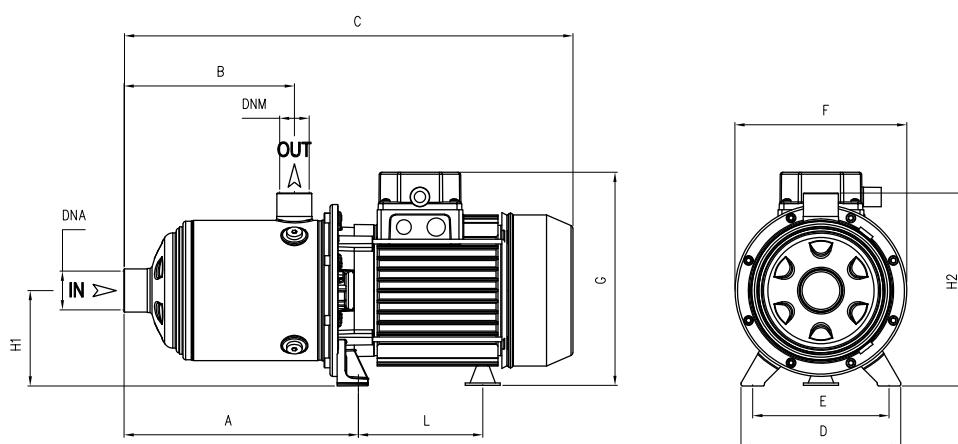


TYPE	LOTS			
	TRUCK		CONTAINER	
	PALLET (cm)	N° pumps	PALLET (cm)	N° pumps
U 3S-50/2-90/4	80×120×150	84	80×120×175	96
U 3S-100/5-120/6	85×110×160	70	85×110×185	80
U 3S-150/7	80×120×150	42	80×120×175	49
U 5S-70/2	80×120×150	84	80×120×175	96
U 5S-80/3-120/4	85×110×160	70	85×110×185	80
U 5S-150/5	90×110×150	54	90×110×170	63
U 5S-180/6-200/7	80×120×150	42	80×120×175	49
U 7S-100/2-120/3	85×110×160	70	85×110×185	80
U 7S-180/4-250/5	90×110×150	54	90×110×170	63
U 7S-300/6 T	80×120×150	42	80×120×175	49
U 7S-300/6 -350/7 T	80×120×145	35	80×120×170	42
U 9S-100/2	85×110×160	70	85×110×185	80
U 9S-150/3-200/4	90×110×150	54	90×110×170	63
U 9S-250/5	80×120×150	42	80×120×175	49
U 18S-180/2-250/3	90×110×150	54	90×110×170	63
U 18S-400/4	80×120×145	35	80×120×170	42






TYPE	DIMENSIONS (mm)												Kg	
	A	B	C	D	E	F	G	L	H1	H2	DNA	DNM		
U 3S-50/2	166,8	103	333	164	140	178	190	93,7	128	192	1" G	1" G	7	
U 3S-70/3	166,8	103	333	164	140	178	190	93,7	128	192			8	
U 3S-90/4	190,8	127	357	164	140	178	190	93,7	128	192			9,5	
U 3S-100/5	214,8	151	404	164	140	178	203	104,7	128	192			12	
U 3S-120/6	238,8	175	428	164	140	178	203	104,7	128	192			13	
U 3S-150/7	262,8	199	483	164	140	201	211	128,2	134	198			16	
U 5S-70/2	166,8	103	333	164	140	178	195	93,7	128	192			7,5	
U 5S-80/3	166,8	103	357	164	140	178	203	93,7	128	192			10	
U 5S-120/4	190,8	127	380	164	140	178	203	104,7	128	192			12	
U 5S-150/5	214,8	151	436	164	140	201	211	128,2	134	198			15	T 14,5
U 5S-180/6	238,8	175	459	164	140	201	211	128,2	134	198			16,5	T 15,5
U 5S-200/7	262,8	199	483	164	140	201	211	128,2	134	198			17,5	T 17




TYPE	DIMENSIONS (mm)												Kg	
	A	B	C	D	E	F	G	L	H1	H2	DNA	DNM		
U 7S-100/2	166,8	103	356	164	140	178	203	104,7	103	192	1" ¼ G	1" G	10,5	
U 7S-120/3	166,8	103	356	164	140	178	203	104,7	92	192			11,5	
U 7S-180/4	190,8	127	441	164	140	201	211	128,2	98	198			15	T 14
U 7S-250/5	214,8	151	436	164	140	201	211	128,2	98	198			17,5	T 16,5
U 7S-300/6	238,8	175	503 T 459	164	140	201	229	148,2	103	203			19,5	T 18
U 7S-350/7	262,8	199	567	164	140	201	229	148,2	92	203			23,5	
U 9S-100/2	185,8	118	375	164	140	178	203	104,7	98	192	1" ½ G	1" ¼ G	10,5	
U 9S-150/3	185,8	118	375	164	140	201	211	128,2	98	198			14	
U 9S-200/4	215,8	148	476	164	140	201	211	128,2	98	198			16	T 15,5
U 9S-250/5	245,8	178	464	164	140	201	211	128,2	98	198			18	T 17
U 18S-180/2 T	201	141	432	164	140	201	211	128,2	98	198	2" G	1" ½ G	14	
U 18S-250/3 T	238,5	141	432	164	140	201	211	128,2	98	198			16	
U 18S-400/4 T	276	178,5	554	164	140	201	229	148,2	103	203			25,5	



ULTRA (S) Serie-Mechanical seal and bearings

MECHANICAL SEAL	PUMP MODEL	SHAFT Ø		STANDARD MATERIAL	OPTIONAL
	U3-50/2, U3-70/3, U3-90/4, U3-100/5, U3-120/6, U5-70/2, U5-80/3, U5-120/4, U5-150/5, U5-180/6, U7-100/2, U7-120/3, U7-180/4, U7-250/5, U7-300/6, U9-100/2, U9-150/3, U9-200/4, U9-250/5, U18-180/2, U18-250/3, U18-400/4	14mm / S	Rotating face Stationary face Elastomer	Graphite Ceramic EPDM	SiC SiC EPDM
	U3-150/7, U5-200/7, U7-350/7	14mm	Rotating face Stationary face Elastomer	Graphite Ceramic EPDM	SiC SiC EPDM

BEARINGS	PUMP MODEL	TYPE	
	U3-50/2, U3-70/3, U3-90/4, U5-70/2	6201-ZZ	6202-ZZ
	U3-100/5, U3-120/6, U5-80/3, U5-120/4, U7-100/2, U7-120/3, U9-100/2	6202-ZZ	6302-ZZ C3
	U3-150/7, U9-150/3, U18-180/2	6204-ZZ	6304-ZZ C3
	U5-150/5, U5-180/6, U5-200/7, U7-180/4, U7-250/5, 3- U7-300/6, U9-200/4, U9-250/5, U18-250/3	6203-ZZ	6304-ZZ C3
	1- U7-300/6, U7-350/7, U18-400/4	6203-ZZ	6305-ZZ C3

ULTRA (S)+VSD

Horizontal booster pump with variable speed



DESCRIPTION

Horizontal pump of ULTRA series provided with the single-phase variable speed drive EPIC. This booster pump assure the desired pressure regardless changes on flow demand making it suitable for low or missing pressure in domestic systems. A membrane tank downstream the system is required.

FEATURES

- EPIC variable speed drive provided on board
- Horizontal pump of ULTRA series
- Pressure sensor
- Cable with plug

FUNCTIONING

If the pressure in the network drops the pump will starts and gradually speeds up to provide with the set pressure. When the water demand decreases, the pressure will rise causing the pump speed to slow down and eventually to stop the pump if demand ceases. The pump will remain on standby waiting to start at the next water demand.

SELECTION

The table below shows the horizontal ULTRA pump models available for the assembly with EPIC. Consult the catalog at the ULTRA series for pump specifics and characteristic curves.

PUMP		TYPE	VSD	
ULTRA	ULTRA S		Power system	
			in	out
U 3-50/2T	U 3S-50/2T	EPIC	1-	3-
U 3-70/3T	U 3S-70/3T	EPIC	1-	3-
U 3-90/4T	U 3S-90/4T	EPIC	1-	3-
U 3-100/5T	U 3S-100/5T	EPIC	1-	3-
U 3-120/6T	U 3S-120/6T	EPIC	1-	3-
U 3-150/7T	U 3S-150/7T	EPIC	1-	3-
U 5-70/2T	U 5S-70/2T	EPIC	1-	3-
U 5-80/3T	U 5S-80/3T	EPIC	1-	3-
U 5-120/4T	U 5S-120/4T	EPIC	1-	3-
U 5-150/5T	U 5S-150/5T	EPIC	1-	3-
U 5-180/6T	U 5S-180/6T	EPIC	1-	3-
U 5-200/7T	U 5S-200/7T	EPIC	1-	3-
U 7-100/2T	U 7S-100/2T	EPIC	1-	3-
U 7-120/3T	U 7S-120/3T	EPIC	1-	3-
U 7-180/4T	U 7S-180/4T	EPIC	1-	3-
U 7-250/5T	U 7S-250/5T	EPIC	1-	3-
U 9-100/2T	U 9S-100/2T	EPIC	1-	3-
U 9-150/3T	U 9S-150/3T	EPIC	1-	3-
U 9-200/4T	U 9S-200/4T	EPIC	1-	3-
U 9-250/5T	U 9S-250/5T	EPIC	1-	3-
U 18-180/2T	U 18S-180/2T	EPIC	1-	3-
U 18-250/3T	U 18S-250/3T	EPIC	1-	3-

